

**Base Options (Per Base)**

Taller Height (Up to 42") .....\$236  
 Shorter Height .....\$115

Call or e-mail [quotes@surfacetech.com](mailto:quotes@surfacetech.com)  
 for other custom options.

Wire Management Door .....\$189

**Laminate Base Only:**

• 18" .....\$1,164 list  
 • 24" .....\$1,226 list  
 • 30" .....\$1,287 list  
 • 36" .....\$1,348 list  
 • 42" .....\$1,409 list  
 • 48" .....\$1,470 list  
 • 54" .....\$1,532 list  
 • 60" .....\$1,593 list

**Veneer Base Only:**

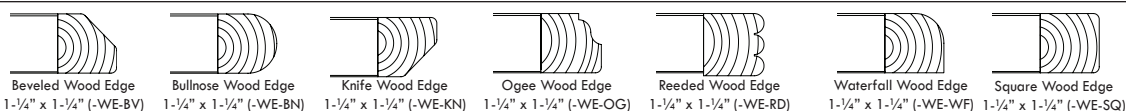
• 18" .....\$1,434 list  
 • 24" .....\$1,506 list  
 • 30" .....\$1,578 list  
 • 36" .....\$1,650 list  
 • 42" .....\$1,722 list  
 • 48" .....\$1,793 list  
 • 54" .....\$1,865 list  
 • 60" .....\$1,937 list

<p><b>Grade 1 Laminate Options</b></p> <ul style="list-style-type: none"> <li>• Black</li> <li>• Designer White</li> <li>• Fashion Grey</li> <li>• Frosty White</li> <li>• Fusion Maple</li> <li>• Grey Nebula</li> <li>• Kensington Maple</li> <li>• Oiled Soapstone</li> <li>• Shadow</li> <li>• Wild Cherry</li> </ul>	<p><b>Grade 2 Laminate Options</b></p> <p>Wilsonart: Standard Price -60 finish                  Formica: Standard Price -58 finish                  Nevamar: Standard Price T or V finish                  Pionite: Standard Price N finish</p> <p><b>3D Laminate:</b> All Omnova surf(x) 3D colors</p> <p>Call or e-mail <a href="mailto:quotes@surfacetech.com">quotes@surfacetech.com</a>                  for more info on standard price laminates                  or for pricing on non-standard laminates</p>	<p><b>Veneer/Wood Edge Options</b></p> <p>Surfacetech stocks species of the following wood and veneer:</p> <ul style="list-style-type: none"> <li>• Oak</li> <li>• Maple</li> <li>• Cherry</li> </ul> <p>Call or e-mail <a href="mailto:quotes@surfacetech.com">quotes@surfacetech.com</a>                  for pricing on non-standard wood or veneer species</p>
<p><b>T-Mold Color Options</b></p> <ul style="list-style-type: none"> <li>• Black</li> <li>• Silver</li> </ul> <p>Custom T-Mold, 3mm PVC and Stain options available.                  Call or e-mail for pricing.</p>	<p><b>3mm PVC Color Options</b></p> <ul style="list-style-type: none"> <li>• Black*</li> <li>• Brown</li> <li>• Champagne</li> <li>• Evening Tigris</li> <li>• Frosty White*</li> <li>• Graphite</li> </ul>	<p><b>Standard Stain Options</b></p> <ul style="list-style-type: none"> <li>• Bannister Oak on Oak</li> <li>• Columbian Walnut on Cherry</li> <li>• Empire Mahogany on Cherry</li> <li>• Versailles Anigre on Cherry</li> <li>• Wild Cherry on Cherry</li> <li>• Caffele on Cherry</li> <li>• Fusion Maple on Maple</li> </ul>

**RECTANGLES**

No. of Bases	Base Width	Model Code	3mm		Self Edge 2/		3mm Knife		1-1/4" x 1-1/4" Wood edges		1-1/4" x 1-1/4" Veneer with		3D Laminate (-3D)	Butcher Block (-BB)
			Grade 1 (-LVE1)	Grade 2 (-LVE2)	Grade 1 (-LSE1)	Grade 2 (-LSE2)	Grade 1 (-LWE1)	Grade 2 (-LWE2)	Grade 1 (-VSE)	Grade 2 (-VWE)				
30x60	2	18	1GEOTR360-	\$2,699	\$2,741	\$2,807	\$2,848	\$2,927	\$3,221	\$3,255	\$3,963	\$4,820	\$3,073	\$3,806
30x72	2	18	1GEOTR372-	\$2,740	\$2,789	\$2,843	\$2,893	\$2,988	\$3,295	\$3,337	\$4,099	\$4,986	\$3,212	\$3,994
30x84	2	18	1GEOTR384-	\$2,814	\$2,878	\$2,914	\$2,979	\$3,106	\$3,403	\$3,459	\$4,360	\$5,276	\$3,351	\$4,344
30x96	2	18	1GEOTR396-	\$2,821	\$2,885	\$2,916	\$2,983	\$3,110	\$3,433	\$3,488	\$4,370	\$5,305	\$3,490	\$4,357
30x108	2	18	1GEOTR308-	\$2,895	\$2,975	\$2,987	\$3,069	\$3,227	\$3,563	\$3,632	\$4,631	\$5,618		
30x120	2	18	1GEOTR320-	\$2,901	\$2,982	\$2,989	\$3,072	\$3,231	\$3,581	\$3,650	\$4,642	\$5,635		
36x60	2	18	1GEOTR460-	\$2,751	\$2,800	\$2,855	\$2,903	\$2,999	\$3,300	\$3,341	\$4,093	\$4,976	\$3,212	\$3,994
36x72	2	18	1GEOTR472-	\$2,801	\$2,859	\$2,901	\$2,959	\$3,074	\$3,389	\$3,438	\$4,254	\$5,171	\$3,379	\$4,219
36x84	2	18	1GEOTR484-	\$2,872	\$2,947	\$2,968	\$3,044	\$3,197	\$3,521	\$3,587	\$4,565	\$5,515	\$3,546	\$4,640
36x96	2	18	1GEOTR496-	\$2,878	\$2,955	\$2,971	\$3,048	\$3,201	\$3,555	\$3,621	\$4,576	\$5,549	\$3,713	\$4,657
36x108	2	18	1GEOTR408-	\$2,966	\$3,060	\$3,055	\$3,151	\$3,341	\$3,713	\$3,796	\$4,887	\$5,920		
36x120	2	18	1GEOTR420-	\$2,973	\$3,067	\$3,058	\$3,154	\$3,345	\$3,731	\$3,814	\$4,898	\$5,938		
42x60	2	18	1GEOTR560-	\$2,808	\$2,871	\$2,909	\$2,971	\$3,098	\$3,374	\$3,429	\$4,349	\$5,859	\$3,351	\$4,332
42x72	2	18	1GEOTR572-	\$2,869	\$2,944	\$2,966	\$3,041	\$3,193	\$3,478	\$3,544	\$4,560	\$6,243	\$3,546	\$4,627
42x84	2	18	1GEOTR584-	\$2,984	\$3,082	\$3,078	\$3,176	\$3,379	\$3,636	\$3,724	\$4,971	\$6,980	\$3,741	\$5,183
42x96	2	18	1GEOTR596-	\$2,991	\$3,089	\$3,080	\$3,180	\$3,383	\$3,685	\$3,774	\$4,981	\$7,012	\$3,935	\$5,218
42X108	2	18	1GEOTR508-	\$3,106	\$3,228	\$3,192	\$3,315	\$3,569	\$3,883	\$3,994	\$5,392	\$7,789		
42X120	2	18	1GEOTR520-	\$3,112	\$3,235	\$3,194	\$3,319	\$3,573	\$3,937	\$4,047	\$5,403	\$7,824		
48x60	2	24	1GEOTR660-	\$2,935	\$3,088	\$3,033	\$3,095	\$3,222	\$3,529	\$3,585	\$4,498	\$5,422	\$3,614	\$4,481
48x72	2	24	1GEOTR672-	\$2,996	\$3,177	\$3,090	\$3,165	\$3,317	\$3,629	\$3,695	\$4,709	\$5,667	\$3,837	\$4,781
48x84	2	24	1GEOTR684-	\$3,112	\$3,348	\$3,202	\$3,300	\$3,503	\$3,791	\$3,880	\$5,120	\$6,120	\$4,059	\$5,342
48x96	2	24	1GEOTR696-	\$3,118	\$3,355	\$3,204	\$3,304	\$3,507	\$3,845	\$3,933	\$5,131	\$6,174	\$4,282	\$5,382
48x108	2	24	1GEOTR608-	\$3,233	\$3,527	\$3,316	\$3,439	\$3,693	\$4,007	\$4,118	\$5,542	\$6,627		
48x120	2	24	1GEOTR620-	\$3,239	\$3,534	\$3,318	\$3,443	\$3,697	\$4,061	\$4,171	\$5,553	\$6,680		
48x144	3	24	1GEOTR644-	\$4,942	\$5,128	\$4,954	\$5,103	\$5,408	\$5,838	\$5,971	\$7,912	\$9,634		
48x168	3	24	1GEOTR668-	\$5,228	\$5,471	\$5,177	\$5,374	\$5,780	\$6,164	\$6,341	\$8,734	\$10,542		
48x192	3	24	1GEOTR692-	\$5,240	\$5,485	\$5,182	\$5,381	\$5,788	\$6,254	\$6,431	\$8,756	\$10,632		
48x216	4	24	1GEOTR616-	\$6,752	\$7,053	\$6,631	\$6,878	\$7,386	\$7,805	\$8,026	\$11,084	\$13,044		
48x240	4	24	1GEOTR640-	\$6,764	\$7,067	\$6,636	\$6,885	\$7,394	\$7,876	\$8,097	\$11,105	\$13,115		
48x288	5	24	1GEOTR688-	\$8,326	\$8,692	\$8,090	\$8,389	\$8,999	\$10,118	\$10,383	\$13,509	\$16,219		

**Wood Edge Profiles**



Add 8% for 2" x 1-1/4" profiles  
 Add 18% for 2" x 1-3/4" profiles

# Geometry Trapezoid Bases

## GEOMETRY TRAPEZOID

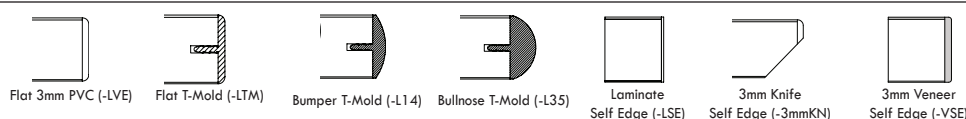
### Rectangle Top

<b>Grade 1 Laminate Options</b> <ul style="list-style-type: none"> <li>• Black</li> <li>• Designer White</li> <li>• Evening Tigris</li> <li>• Frosty White</li> <li>• Fusion Maple</li> <li>• Grey Nebula</li> <li>• Kensington Maple</li> <li>• Oiled Soapstone</li> <li>• Pewter Brush</li> <li>• Wild Cherry</li> </ul>	<b>Grade 2 Laminate Options</b> Wilsonart: Standard Price -60 finish Formica: Standard Price -58 finish Nevamar: Standard Price T or V finish Pionite: Standard Price N finish  <b>3D Laminate: All Omnova surf(x) 3D colors</b>  Call or e-mail <a href="mailto:quotes@surfacetech.com">quotes@surfacetech.com</a> for more info on standard price laminates or for pricing on non-standard laminates	<b>Veneer/Wood Edge Options</b> Surfacetech stocks species of the following wood and veneer: <ul style="list-style-type: none"> <li>• Oak</li> <li>• Maple</li> <li>• Cherry</li> </ul> Call or e-mail <a href="mailto:quotes@surfacetech.com">quotes@surfacetech.com</a> for pricing on non-standard wood or veneer species	<b>Extras</b> <b>12"H Laminate Stretchers</b> (Includes set of 2 in between two bases) ...\$776  <b>12"H Veneer Stretchers</b> (Includes set of 2 in between two bases) .....\$989  <b>12"H Laminate Trough with bottom access door</b> (Includes one in between two bases) ...\$1,184  <b>12"H Veneer Trough with bottom access door</b> (Includes one in between two bases) ...\$1,501  <b>Anti-Sag bar</b> .....\$87	<b>Custom cut out</b> .....NO CHARGE <b>Custom Stain</b> .....NO CHARGE  Flat plate .....\$49 Grommet .....\$39  Self-Leveling Table locks .....\$190 (two-sides)  Accent locks .....\$56 (two-halves)  <b>Undertable</b> <b>Wire Clips</b> .....NO CHARGE
<b>T-Mold Color Options</b> <ul style="list-style-type: none"> <li>• Black</li> <li>• Silver</li> </ul> Custom T-Mold, 3mm PVC and Stain options available. Call or e-mail for pricing.	<b>3mm PVC Color Options</b> <ul style="list-style-type: none"> <li>• Black*</li> <li>• Brown</li> <li>• Champagne</li> <li>• Evening Tigris</li> <li>• Frosty White*</li> <li>• Graphite</li> </ul>	<b>Standard Stain Options</b> <ul style="list-style-type: none"> <li>• Bannister Oak on Oak</li> <li>• Columbian Walnut on Cherry</li> <li>• Empire Mahogany on Cherry</li> <li>• Versailles Anigre on Cherry</li> <li>• Wild Cherry on Cherry</li> <li>• Cafelle on Cherry</li> <li>• Fusion Maple on Maple</li> </ul>		

### RECTANGLES

No. of Bases	Base Width	Model Code	Self Edge 2/					1-1/4" x 1-1/4" 1-1/4" x 1-1/4"		Veneer with		3D Laminate (-3D)	Butcher Block (-BB)
			3mm Grade 1 (-LVE1)	3mm Grade 2 (-LVE2)	Self Edge Grade 1 (-LSE1)	3mm Knife (-LSE2/ LVEKN)	3mm Knife Painted (LVEKNP)	Wood edges Grade 1 (-LWE1)	Wood edges Grade 2 (-LWE2)	Veneer with 3mm Veneer (-VSE)	1-1/4" x 1-1/4" Wood edges (-VWE)		
54x60	2	30	1GEOTR5460-	\$3,129	\$3,206	\$3,223	\$3,299	\$3,458	\$3,848	\$3,917	\$4,898	\$5,821	\$4,910
54x72	2	30	1GEOTR5472-	\$3,203	\$3,296	\$3,294	\$3,385	\$3,576	\$4,009	\$4,106	\$5,159	\$6,214	\$5,398
54x84	2	30	1GEOTR5484-	\$3,346	\$3,467	\$3,433	\$3,553	\$3,807	\$4,102	\$4,213	\$5,670	\$6,744	\$6,055
54x96	2	30	1GEOTR5496-	\$3,352	\$3,474	\$3,435	\$3,557	\$3,811	\$4,165	\$4,276	\$5,680	\$6,807	\$6,105
54x108	2	30	1GEOTR5408-	\$3,495	\$3,645	\$3,574	\$3,725	\$4,043	\$4,363	\$4,502	\$6,191	\$7,369	
54x120	2	30	1GEOTR5420-	\$3,501	\$3,652	\$3,577	\$3,729	\$4,046	\$4,426	\$4,564	\$6,202	\$7,431	
54x144	3	30	1GEOTR5444-	\$4,949	\$5,304	\$5,301	\$5,483	\$5,865	\$6,522	\$6,688	\$8,739	\$10,788	
54x168	3	30	1GEOTR5468-	\$5,180	\$5,646	\$5,579	\$5,819	\$6,328	\$6,939	\$7,160	\$9,761	\$11,931	
54x192	3	30	1GEOTR5492-	\$5,192	\$5,661	\$5,584	\$5,827	\$6,335	\$7,064	\$7,286	\$9,783	\$12,057	
54x216	4	30	1GEOTR5416-	\$6,710	\$7,290	\$7,148	\$7,450	\$8,085	\$8,748	\$9,025	\$12,383	\$14,759	
54x240	4	30	1GEOTR5440-	\$6,723	\$7,304	\$7,153	\$7,457	\$8,093	\$8,872	\$9,149	\$12,404	\$14,883	
54x288	5	30	1GEOTR5488-	\$8,284	\$8,987	\$8,723	\$9,088	\$9,851	\$10,993	\$11,324	\$15,085	\$18,022	
60x72	2	30	1GEOTR772-	\$3,206	\$3,299	\$3,294	\$3,385	\$3,576	\$4,019	\$4,115	\$5,164	\$6,224	\$5,398
60x84	2	30	1GEOTR784-	\$3,349	\$3,470	\$3,433	\$3,553	\$3,807	\$4,111	\$4,222	\$5,675	\$6,753	\$6,055
60x96	2	30	1GEOTR796-	\$3,355	\$3,477	\$3,435	\$3,557	\$3,811	\$4,174	\$4,285	\$5,686	\$6,816	\$6,105
60x108	2	30	1GEOTR708-	\$3,498	\$3,649	\$3,574	\$3,725	\$4,043	\$4,373	\$4,511	\$6,197	\$7,378	
60x120	2	30	1GEOTR720-	\$3,504	\$3,656	\$3,577	\$3,729	\$4,046	\$4,435	\$4,573	\$6,208	\$7,440	
60x144	3	30	1GEOTR744-	\$5,125	\$5,311	\$5,301	\$5,483	\$5,865	\$6,532	\$6,697	\$8,750	\$10,797	
60x168	3	30	1GEOTR768-	\$5,411	\$5,654	\$5,579	\$5,819	\$6,328	\$6,948	\$7,169	\$9,772	\$11,940	
60x192	3	30	1GEOTR792-	\$5,423	\$5,668	\$5,584	\$5,827	\$6,335	\$7,073	\$7,295	\$9,794	\$12,066	
60x216	4	30	1GEOTR716-	\$6,996	\$7,297	\$7,148	\$7,450	\$8,085	\$8,758	\$9,034	\$12,393	\$14,768	
60x240	4	30	1GEOTR740-	\$7,008	\$7,311	\$7,153	\$7,457	\$8,093	\$8,882	\$9,158	\$12,415	\$14,892	
60x288	5	30	1GEOTR788-	\$8,631	\$8,997	\$8,723	\$9,088	\$9,851	\$11,002	\$11,334	\$15,102	\$18,031	
72x144	3	42	1GEOTR7244-	\$5,859	\$6,402	\$4,227	\$4,227	\$4,227	\$4,227	\$4,227	\$5,166	\$13,130	
72x168	3	42	1GEOTR7268-	\$6,124	\$6,402	\$4,227	\$4,227	\$4,227	\$4,227	\$4,227	\$5,166	\$14,369	
72x192	3	42	1GEOTR7292-	\$6,403	\$7,127	\$4,227	\$4,227	\$4,227	\$4,227	\$4,227	\$5,166	\$15,785	
72x216	4	42	1GEOTR7216-	\$8,152	\$8,522	\$5,636	\$5,636	\$5,636	\$5,636	\$5,636	\$6,888	\$19,121	
72x240	4	42	1GEOTR7240-	\$8,165	\$8,536	\$5,636	\$5,636	\$5,636	\$5,636	\$5,636	\$6,888	\$19,158	
72x288	5	42	1GEOTR7288-	\$10,206	\$10,670	\$7,045	\$7,045	\$7,045	\$7,045	\$7,045	\$8,610	\$23,948	

#### Edge Options



**Base Options (Per Base)**

Taller Height (Up to 42") .....\$236  
 Shorter Height .....\$115

Call or e-mail [quotes@surfacetech.com](mailto:quotes@surfacetech.com)  
 for other custom options.

Wire Management Door .....\$189

**Laminate Base Only:**

• 18" .....\$1,164 list  
 • 24" .....\$1,226 list  
 • 30" .....\$1,287 list  
 • 36" .....\$1,348 list  
 • 42" .....\$1,409 list  
 • 48" .....\$1,470 list  
 • 54" .....\$1,532 list  
 • 60" .....\$1,593 list

**Veneer Base Only:**

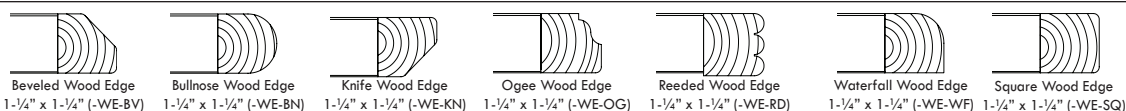
• 18" .....\$1,434 list  
 • 24" .....\$1,506 list  
 • 30" .....\$1,578 list  
 • 36" .....\$1,650 list  
 • 42" .....\$1,722 list  
 • 48" .....\$1,793 list  
 • 54" .....\$1,865 list  
 • 60" .....\$1,937 list

<p><b>Grade 1 Laminate Options</b></p> <ul style="list-style-type: none"> <li>• Black</li> <li>• Designer White</li> <li>• Fashion Grey</li> <li>• Frosty White</li> <li>• Fusion Maple</li> <li>• Grey Nebula</li> <li>• Kensington Maple</li> <li>• Oiled Soapstone</li> <li>• Shadow</li> <li>• Wild Cherry</li> </ul>	<p><b>Grade 2 Laminate Options</b></p> <p>Wilsonart: Standard Price -60 finish                  Formica: Standard Price -58 finish                  Nevamar: Standard Price T or V finish                  Pionite: Standard Price N finish</p> <p><b>3D Laminate:</b> All Omnova surf(x) 3D colors</p> <p>Call or e-mail <a href="mailto:quotes@surfacetech.com">quotes@surfacetech.com</a>                  for more info on standard price laminates                  or for pricing on non-standard laminates</p>	<p><b>Veneer/Wood Edge Options</b></p> <p>Surfacetech stocks species of the following wood and veneer:</p> <ul style="list-style-type: none"> <li>• Oak</li> <li>• Maple</li> <li>• Cherry</li> </ul> <p>Call or e-mail <a href="mailto:quotes@surfacetech.com">quotes@surfacetech.com</a>                  for pricing on non-standard wood or veneer species</p>
<p><b>T-Mold Color Options</b></p> <ul style="list-style-type: none"> <li>• Black</li> <li>• Silver</li> </ul> <p>Custom T-Mold, 3mm PVC and Stain options available.                  Call or e-mail for pricing.</p>	<p><b>3mm PVC Color Options</b></p> <ul style="list-style-type: none"> <li>• Black*</li> <li>• Brown</li> <li>• Champagne</li> <li>• Evening Tigris</li> <li>• Frosty White*</li> <li>• Graphite</li> </ul>	<p><b>Standard Stain Options</b></p> <ul style="list-style-type: none"> <li>• Bannister Oak on Oak</li> <li>• Columbian Walnut on Cherry</li> <li>• Empire Mahogany on Cherry</li> <li>• Versaille Anigre on Cherry</li> <li>• Wild Cherry on Cherry</li> <li>• Cafelle on Cherry</li> <li>• Fusion Maple on Maple</li> </ul>

**RECTANGLES**

No. of Bases	Base Width	Model Code	Self Edge 2/		1-1/4" x 1-1/4"		1-1/4" x 1-1/4"		Veneer with		3D Laminate (-3D)	Butcher Block (-BB)
			3mm Grade 1 (-LVE1)	3mm Grade 2 (-LVE2)	Self Edge Grade 1 (-LSE1)	3mm Knife (-LSE2/LVEKN)	3mm Knife Painted (LVEKNP)	Wood edges Grade 1 (-LWE1)	Wood edges Grade 2 (-LWE2)	Veneer with 3mm Veneer (-VSE)		
84x144	3	1GEOTR8444-	\$6,575	\$7,285	\$4,596	\$4,596	\$4,596	\$4,596	\$4,596	\$5,595	\$14,919	
84x168	3	1GEOTR8468-	\$6,921	\$7,285	\$4,596	\$4,596	\$4,596	\$4,596	\$4,596	\$5,595	\$16,386	
84x192	3	1GEOTR8492-	\$7,234	\$8,181	\$4,596	\$4,596	\$4,596	\$4,596	\$4,596	\$5,595	\$18,027	
84x216	4	1GEOTR8416-	\$9,215	\$9,699	\$6,128	\$6,128	\$6,128	\$6,128	\$6,128	\$7,460	\$21,811	
84x240	4	1GEOTR8440-	\$9,228	\$9,713	\$6,128	\$6,128	\$6,128	\$6,128	\$6,128	\$7,460	\$21,848	
84x288	5	1GEOTR8488-	\$11,535	\$12,141	\$7,660	\$7,660	\$7,660	\$7,660	\$7,660	\$9,325	\$27,310	
96x144	3	1GEOTR9644-	\$6,776	\$7,489	\$4,779	\$4,779	\$4,779	\$4,779	\$4,779	\$5,811	\$15,296	
96x168	3	1GEOTR9668-	\$7,123	\$7,489	\$4,779	\$4,779	\$4,779	\$4,779	\$4,779	\$5,811	\$16,790	
96x192	3	1GEOTR9692-	\$7,442	\$8,392	\$4,779	\$4,779	\$4,779	\$4,779	\$4,779	\$5,811	\$18,458	
96x216	4	1GEOTR9616-	\$9,484	\$9,971	\$6,372	\$6,372	\$6,372	\$6,372	\$6,372	\$7,748	\$22,351	
96x240	4	1GEOTR9640-	\$9,497	\$9,985	\$6,372	\$6,372	\$6,372	\$6,372	\$6,372	\$7,748	\$22,387	
96x288	5	1GEOTR9688-	\$12,585	\$13,338	\$7,965	\$7,965	\$7,965	\$7,965	\$7,965	\$9,685	\$30,795	

**Wood Edge Profiles**



Add 8% for 2" x 1-1/4" profiles  
 Add 18% for 2" x 1-3/4" profiles

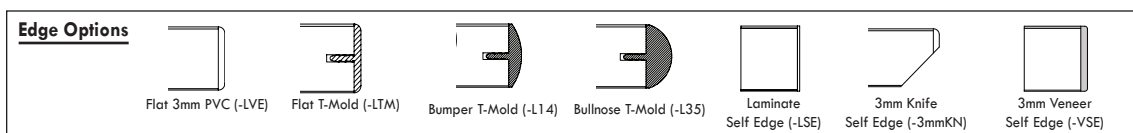
# Geometry Trapezoid Bases

Boat(A). Racetrack (O), Telewedge(TW) or Custom (CU) Shape Top

<b>Grade 1 Laminate Options</b> <ul style="list-style-type: none"> <li>• Black</li> <li>• Designer White</li> <li>• Evening Tigris</li> <li>• Frosty White</li> <li>• Fusion Maple</li> <li>• Grey Nebula</li> <li>• Kensington Maple</li> <li>• Oiled Soapstone</li> <li>• Pewter Brush</li> <li>• Wild Cherry</li> </ul>	<b>Grade 2 Laminate Options</b> Wilsonart: Standard Price -60 finish Formica: Standard Price -58 finish Nevamar: Standard Price T or V finish Pionite: Standard Price N finish  3D Laminate: All Omnova surf(x) 3D colors  Call or e-mail <a href="mailto:quotes@surfacetech.com">quotes@surfacetech.com</a> for more info on standard price laminates or for pricing on non-standard laminates	<b>Veneer/Wood Edge Options</b> Surfacetech stocks species of the following wood and veneer: <ul style="list-style-type: none"> <li>• Oak</li> <li>• Maple</li> <li>• Cherry</li> </ul> Call or e-mail <a href="mailto:quotes@surfacetech.com">quotes@surfacetech.com</a> for pricing on non-standard wood or veneer species	<b>Extras</b> 12"H Laminate Stretchers (Includes set of 2 in between two bases) ...\$776  12"H Veneer Stretchers (Includes set of 2 in between two bases) .....\$989  12"H Laminate Trough with bottom access door (Includes one in between two bases) ...\$1,184  12"H Veneer Trough with bottom access door (Includes one in between two bases) ...\$1,501  Anti-Sag bar .....\$87	Custom cut out .....NO CHARGE Custom Stain .....NO CHARGE  Flat plate .....\$49 Grommet .....\$39  Self-Leveling Table locks .....\$190 (two-sides) Accent locks .....\$56 (two-halves)  Undertable Wire Clips .....NO CHARGE
<b>T-Mold Color Options</b> <ul style="list-style-type: none"> <li>• Black</li> <li>• Silver</li> </ul> Custom T-Mold, 3mm PVC and Stain options available. Call or e-mail for pricing.	<b>3mm PVC Color Options</b> <ul style="list-style-type: none"> <li>• Black*</li> <li>• Brown</li> <li>• Champagne</li> <li>• Evening Tigris</li> <li>• Frosty White*</li> <li>• Graphite</li> <li>• Graphite Nebula</li> <li>• Silver Grey*</li> <li>• Bannister Oak</li> <li>• Caffeine</li> <li>• Columbian Walnut</li> <li>• Fusion Maple*</li> <li>• Empire Mahogany</li> <li>• Versailles Anigre</li> <li>• Wild Cherry*</li> <li>• Aluminum (add 20% per top)</li> <li>• *Grade 1 3mm Options</li> </ul>	<b>Standard Stain Options</b> <ul style="list-style-type: none"> <li>• Bannister Oak on Oak</li> <li>• Columbian Walnut on Cherry</li> <li>• Empire Mahogany on Cherry</li> <li>• Versailles Anigre on Cherry</li> <li>• Wild Cherry on Cherry</li> <li>• Caffeine on Cherry</li> <li>• Fusion Maple on Maple</li> </ul>		

BOAT (A), RACETRACK (O), TELEWEDGE (TW) or CUSTOM (CU)

No. of Bases	Base Width	Model Code	Self Edge 2/		1-1/4"x 1-1/4" 1-1/4"x 1-1/4"		Veneer with		3D Laminates (-3D)	Butcher Block (-BB)			
			3mm Grade 1 (-LVE1)	3mm Grade 2 (-LVE2)	Self Edge Grade 1 (-LSE1)	3mm Knife (-LSE2/LVEKN)	3mm Knife Painted (LVEKNP)	Wood edges Grade 1 (-LWE1)			Wood edges Grade 2 (-LWE2)	Veneer with 3mm Veneer (-VSE)	1-1/4"x 1-1/4" Wood edges (-VWE)
30x60	2	18	1GEOTRA360-	\$2,806	\$2,848	\$2,914	\$2,955	\$2,974	\$3,435	\$3,469	\$4,070	\$5,034	\$3,180
30x72	2	18	1GEOTRA372-	\$2,847	\$2,896	\$2,950	\$3,000	\$3,034	\$3,509	\$3,551	\$4,206	\$5,200	\$3,319
30x84	2	18	1GEOTRA384-	\$2,921	\$2,985	\$3,021	\$3,086	\$3,095	\$3,617	\$3,673	\$4,467	\$5,490	\$3,458
30x96	2	18	1GEOTRA396-	\$2,928	\$2,992	\$3,023	\$3,090	\$3,213	\$3,647	\$3,702	\$4,477	\$5,519	\$3,597
30x108	2	18	1GEOTRA308-	\$3,002	\$3,082	\$3,094	\$3,176	\$3,217	\$3,777	\$3,846	\$4,738	\$5,832	
30x120	2	18	1GEOTRA320-	\$3,008	\$3,089	\$3,096	\$3,179	\$3,334	\$3,795	\$3,864	\$4,749	\$5,849	
36x60	2	18	1GEOTRA460-	\$2,808	\$2,907	\$2,962	\$3,010	\$3,106	\$3,514	\$3,555	\$4,200	\$5,190	\$3,319
36x72	2	18	1GEOTRA472-	\$2,858	\$2,966	\$3,008	\$3,066	\$3,181	\$3,603	\$3,652	\$4,361	\$5,385	\$3,486
36x84	2	18	1GEOTRA484-	\$2,908	\$3,054	\$3,075	\$3,151	\$3,304	\$3,735	\$3,801	\$4,672	\$5,729	\$3,653
36x96	2	18	1GEOTRA496-	\$2,979	\$3,062	\$3,078	\$3,155	\$3,308	\$3,769	\$3,835	\$4,683	\$5,763	\$3,820
36x108	2	18	1GEOTRA408-	\$2,985	\$3,167	\$3,162	\$3,258	\$3,448	\$3,927	\$4,010	\$4,994	\$6,134	
36x120	2	18	1GEOTRA420-	\$3,073	\$3,174	\$3,165	\$3,261	\$3,452	\$3,945	\$4,028	\$5,005	\$6,152	
42x60	2	18	1GEOTRA560-	\$2,915	\$2,978	\$3,016	\$3,078	\$3,205	\$3,588	\$3,643	\$4,456	\$6,073	\$3,597
42x72	2	18	1GEOTRA572-	\$2,976	\$3,051	\$3,073	\$3,148	\$3,300	\$3,692	\$3,758	\$4,667	\$6,457	\$3,820
42x84	2	18	1GEOTRA584-	\$3,091	\$3,189	\$3,185	\$3,283	\$3,486	\$3,850	\$3,938	\$5,078	\$7,194	\$4,042
42x96	2	18	1GEOTRA596-	\$3,098	\$3,196	\$3,187	\$3,287	\$3,490	\$3,899	\$3,988	\$5,088	\$7,226	\$4,265
42X108	2	18	1GEOTRA508-	\$3,213	\$3,335	\$3,299	\$3,422	\$3,676	\$4,097	\$4,208	\$5,499	\$8,003	
42X120	2	18	1GEOTRA520-	\$3,219	\$3,342	\$3,301	\$3,426	\$3,680	\$4,151	\$4,261	\$5,510	\$8,038	
48x60	2	24	1GEOTRA660-	\$3,042	\$3,106	\$3,140	\$3,202	\$3,329	\$3,743	\$3,799	\$4,605	\$5,636	\$3,721
48x72	2	24	1GEOTRA672-	\$3,103	\$3,178	\$3,197	\$3,272	\$3,424	\$3,843	\$3,909	\$4,816	\$5,881	\$3,944
48x84	2	24	1GEOTRA684-	\$3,219	\$3,317	\$3,309	\$3,407	\$3,610	\$4,005	\$4,094	\$5,227	\$6,334	\$4,166
48x96	2	24	1GEOTRA696-	\$3,225	\$3,324	\$3,311	\$3,411	\$3,614	\$4,059	\$4,147	\$5,238	\$6,388	\$4,389
48x108	2	24	1GEOTRA608-	\$3,340	\$3,462	\$3,423	\$3,546	\$3,800	\$4,221	\$4,332	\$5,649	\$6,841	
48x120	2	24	1GEOTRA620-	\$3,346	\$3,469	\$3,425	\$3,550	\$3,804	\$4,275	\$4,385	\$5,660	\$6,894	
48x144	3	24	1GEOTRA644-	\$4,980	\$5,131	\$5,168	\$5,317	\$5,622	\$6,266	\$6,399	\$8,126	\$10,062	
48x168	3	24	1GEOTRA668-	\$5,211	\$5,408	\$5,391	\$5,588	\$5,994	\$6,592	\$6,769	\$8,948	\$10,970	
48x192	3	24	1GEOTRA692-	\$5,223	\$5,422	\$5,396	\$5,595	\$6,002	\$6,682	\$6,859	\$8,970	\$11,060	
48x216	4	24	1GEOTRA616-	\$6,680	\$6,925	\$6,845	\$7,092	\$7,600	\$8,233	\$8,454	\$11,298	\$13,472	
48x240	4	24	1GEOTRA640-	\$6,693	\$6,939	\$6,850	\$7,099	\$7,608	\$8,304	\$8,525	\$11,319	\$13,543	
48x288	5	24	1GEOTRA688-	\$8,193	\$8,491	\$8,304	\$8,603	\$9,213	\$10,546	\$10,811	\$13,723	\$16,647	



# Geometry Trapezoid Bases

Boat(A), Racetrack (O), Telewedge(TW) or Custom (CU) Shape Top

**Base Options (Per Base)**  
 Taller Height (Up to 42") .....\$236  
 Shorter Height .....\$115

Call or e-mail [quotes@surfacetech.com](mailto:quotes@surfacetech.com) for other custom options.

Wire Management Door .....\$189

**Laminate Base Only:**

- 18" .....\$1,164 list
- 24" .....\$1,226 list
- 30" .....\$1,287 list
- 36" .....\$1,348 list
- 42" .....\$1,409 list
- 48" .....\$1,470 list
- 54" .....\$1,532 list
- 60" .....\$1,593 list

**Veneer Base Only:**

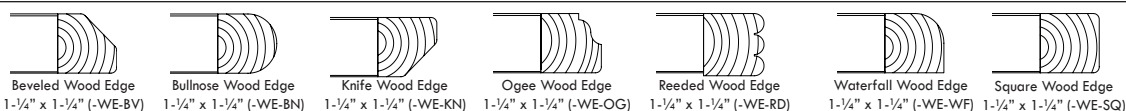
- 18" .....\$1,434 list
- 24" .....\$1,506 list
- 30" .....\$1,578 list
- 36" .....\$1,650 list
- 42" .....\$1,722 list
- 48" .....\$1,793 list
- 54" .....\$1,865 list
- 60" .....\$1,937 list

<p><b>Grade 1 Laminate Options</b></p> <ul style="list-style-type: none"> <li>• Black</li> <li>• Designer White</li> <li>• Fashion Grey</li> <li>• Frosty White</li> <li>• Fusion Maple</li> <li>• Grey Nebula</li> <li>• Kensington Maple</li> <li>• Oiled Soapstone</li> <li>• Shadow</li> <li>• Wild Cherry</li> </ul>	<p><b>Grade 2 Laminate Options</b></p> <p>Wilsonart: Standard Price -60 finish                  Formica: Standard Price -58 finish                  Nevamar: Standard Price T or V finish                  Pionite: Standard Price N finish</p> <p>3D Laminate: All Omnova surf(x) 3D colors</p> <p>Call or e-mail <a href="mailto:quotes@surfacetech.com">quotes@surfacetech.com</a> for more info on standard price laminates or for pricing on non-standard laminates</p>	<p><b>Veneer/Wood Edge Options</b></p> <p>Surfacetech stocks species of the following wood and veneer:</p> <ul style="list-style-type: none"> <li>• Oak</li> <li>• Maple</li> <li>• Cherry</li> </ul> <p>Call or e-mail <a href="mailto:quotes@surfacetech.com">quotes@surfacetech.com</a> for pricing on non-standard wood or veneer species</p>
<p><b>T-Mold Color Options</b></p> <ul style="list-style-type: none"> <li>• Black</li> <li>• Silver</li> </ul> <p>Custom T-Mold, 3mm PVC and Stain options available.                  Call or e-mail for pricing.</p>	<p><b>3mm PVC Color Options</b></p> <ul style="list-style-type: none"> <li>• Black*</li> <li>• Brown</li> <li>• Champagne</li> <li>• Evening Tigris</li> <li>• Frosty White*</li> <li>• Graphite</li> </ul>	<p><b>Standard Stain Options</b></p> <ul style="list-style-type: none"> <li>• Bannister Oak on Oak</li> <li>• Columbian Walnut on Cherry</li> <li>• Empire Mahogany on Cherry</li> <li>• Versaille Anigre on Cherry</li> <li>• Wild Cherry on Cherry</li> <li>• Caffeine on Cherry</li> <li>• Fusion Maple on Maple</li> </ul>

**BOAT(A), RACETRACK(O), TELEWEDGE(TW) or CUSTOM(CU)**

No. of Bases	Base Width	Model Code	3mm		Self Edge	Self Edge 2/	3mm Knife	3mm Knife	1-1/4" x 1-1/4"	1-1/4" x 1-1/4"	Veneer with		3D	Butcher
			Grade 1 (-LVE1)	Grade 2 (-LVE2)	Grade 1 (-LSE1)	3mm (-LSE2/ LVEKN)	Painted (LVEKNP)	Wood edges Grade 1 (-LWE1)	Wood edges Grade 2 (-LWE2)	Veneer with 3mm Veneer (-VSE)	1-1/4" x 1-1/4" Wood edges (-VWE)	Laminat (-3D)	Block (-BB)	
54x60	2	30	1GEOTRA5460-	\$3,236	\$3,313	\$3,437	\$3,513	\$3,565	\$4,276	\$4,345	\$5,112	\$6,249		
54x72	2	30	1GEOTRA5472-	\$3,310	\$3,403	\$3,508	\$3,599	\$3,683	\$4,437	\$4,534	\$5,373	\$6,642		
54x84	2	30	1GEOTRA5484-	\$3,453	\$3,574	\$3,647	\$3,767	\$3,914	\$4,530	\$4,641	\$5,884	\$7,172		
54x96	2	30	1GEOTRA5496-	\$3,459	\$3,581	\$3,649	\$3,771	\$3,918	\$4,593	\$4,704	\$5,894	\$7,235		
54x108	2	30	1GEOTRA5408-	\$3,602	\$3,752	\$3,788	\$3,939	\$4,150	\$4,791	\$4,930	\$6,405	\$7,797		
54x120	2	30	1GEOTRA5420-	\$3,608	\$3,759	\$3,791	\$3,943	\$4,153	\$4,854	\$4,992	\$6,416	\$7,859		
54x144	3	30	1GEOTRA5444-	\$5,333	\$5,518	\$5,515	\$5,697	\$6,079	\$6,950	\$7,116	\$8,953	\$11,216		
54x168	3	30	1GEOTRA5468-	\$5,619	\$5,860	\$5,793	\$6,033	\$6,542	\$7,367	\$7,588	\$9,975	\$12,359		
54x192	3	30	1GEOTRA5492-	\$5,631	\$5,875	\$5,798	\$6,041	\$6,549	\$7,492	\$7,714	\$9,997	\$12,485		
54x216	4	30	1GEOTRA5416-	\$7,204	\$7,504	\$7,362	\$7,664	\$8,299	\$9,176	\$9,453	\$12,597	\$15,187		
54x240	4	30	1GEOTRA5440-	\$7,216	\$7,518	\$7,367	\$7,671	\$8,307	\$9,300	\$9,577	\$12,618	\$15,311		
54x288	5	30	1GEOTRA5488-	\$8,835	\$9,201	\$8,937	\$9,302	\$10,065	\$11,421	\$11,752	\$15,299	\$18,450		
60x72	2	30	1GEOTRA672-	\$3,313	\$3,406	\$3,508	\$3,599	\$3,683	\$4,447	\$4,543	\$5,378	\$6,652		
60x84	2	30	1GEOTRA684-	\$3,456	\$3,577	\$3,647	\$3,767	\$3,914	\$4,539	\$4,650	\$5,889	\$7,181		
60x96	2	30	1GEOTRA696-	\$3,462	\$3,584	\$3,649	\$3,771	\$3,918	\$4,602	\$4,713	\$5,900	\$7,244		
60x108	2	30	1GEOTRA608-	\$3,605	\$3,756	\$3,788	\$3,939	\$4,150	\$4,801	\$4,939	\$6,411	\$7,806		
60x120	2	30	1GEOTRA620-	\$3,611	\$3,763	\$3,791	\$3,943	\$4,153	\$4,863	\$5,001	\$6,422	\$7,868		
60x144	3	30	1GEOTRA644-	\$5,339	\$5,525	\$5,515	\$5,697	\$6,079	\$6,960	\$7,125	\$8,964	\$11,225		
60x168	3	30	1GEOTRA668-	\$5,625	\$5,868	\$5,793	\$6,033	\$6,542	\$7,376	\$7,597	\$9,986	\$12,368		
60x192	3	30	1GEOTRA692-	\$5,637	\$5,882	\$5,798	\$6,041	\$6,549	\$7,501	\$7,723	\$10,008	\$12,494		
60x216	4	30	1GEOTRA616-	\$7,210	\$7,511	\$7,362	\$7,664	\$8,299	\$9,186	\$9,462	\$12,607	\$15,196		
60x240	4	30	1GEOTRA640-	\$7,222	\$7,525	\$7,367	\$7,671	\$8,307	\$9,310	\$9,586	\$12,629	\$15,320		
60x288	5	30	1GEOTRA688-	8,845	\$9,211	\$8,937	\$9,302	\$10,065	\$11,430	\$11,762	\$15,316	\$18,459		
72x144	3	42	1GEOTRA7244-	5,859	\$6,406	\$6,462	\$6,686	\$7,143	\$8,399	\$8,598	\$10,578	\$13,772		
72x168	3	42	1GEOTRA7268-	6,124	\$6,723	\$7,029	\$7,302	\$7,553	\$9,845	\$10,135	\$11,832	\$15,653		
72x192	3	42	1GEOTRA7292-	6,403	\$7,133	\$7,207	\$7,506	\$8,116	\$9,790	\$10,055	\$12,382	\$16,641		
72x216	4	42	1GEOTRA7216-	8,152	\$8,950	\$9,372	\$9,737	\$10,071	\$13,089	\$13,477	\$15,754	\$20,833		
72x240	4	42	1GEOTRA7240-	8,165	\$8,964	\$9,372	\$9,737	\$10,071	\$13,126	\$13,513	\$15,776	\$20,870		
72x288	5	42	1GEOTRA7288-	10,206	\$11,205	\$11,714	\$12,171	\$12,589	\$16,408	\$16,892	\$19,720	\$26,088		

**Wood Edge Profiles**



Add 8% for 2" x 1-1/4" profiles  
 Add 18% for 2" x 1-3/4" profiles



# Geometry Trapezoid Bases

Boat(A). Racetrack (O), Telewedge(TW) or Custom (CU) Shape Top

<b>Grade 1 Laminate Options</b> <ul style="list-style-type: none"> <li>• Black</li> <li>• Designer White</li> <li>• Evening Tigris</li> <li>• Frosty White</li> <li>• Fusion Maple</li> <li>• Grey Nebula</li> <li>• Kensington Maple</li> <li>• Oiled Soapstone</li> <li>• Pewter Brush</li> <li>• Wild Cherry</li> </ul>	<b>Grade 2 Laminate Options</b> <b>Wilsonart:</b> Standard Price -60 finish <b>Formica:</b> Standard Price -58 finish <b>Nevamar:</b> Standard Price T or V finish <b>Pionite:</b> Standard Price N finish  <div style="border: 1px solid black; padding: 2px;"> <b>3D Laminate:</b> All Omnova surf(x) 3D colors         </div> <i>Call or e-mail <a href="mailto:quotes@surfacetech.com">quotes@surfacetech.com</a> for more info on standard price laminates or for pricing on non-standard laminates</i>	<b>Veneer/Wood Edge Options</b> <b>Surfacetech stocks species of the following wood and veneer:</b> <ul style="list-style-type: none"> <li>• Oak</li> <li>• Maple</li> <li>• Cherry</li> </ul> <i>Call or e-mail <a href="mailto:quotes@surfacetech.com">quotes@surfacetech.com</a> for pricing on non-standard wood or veneer species</i>	<b>Extras</b> <b>12"H Laminate Stretchers</b> (Includes set of 2 in between two bases) ...\$776  <b>12"H Veneer Stretchers</b> (Includes set of 2 in between two bases) .....\$989  <b>12"H Laminate Trough with bottom access door</b> (Includes one in between two bases) ...\$1,184  <b>12"H Veneer Trough with bottom access door</b> (Includes one in between two bases) ...\$1,501  <b>Anti-Sag bar</b> .....\$87	<b>Custom cut out</b> ..... <b>NO CHARGE</b> <b>Custom Stain</b> ..... <b>NO CHARGE</b>  Flat plate .....\$49 Grommet .....\$39  Self-Leveling Table locks .....\$190 (two-sides) Accent locks .....\$56 (two-halves)
<b>T-Mold Color Options</b> <ul style="list-style-type: none"> <li>• Black</li> <li>• Silver</li> </ul> <i>Custom T-Mold, 3mm PVC and Stain options available. Call or e-mail for pricing.</i>	<b>3mm PVC Color Options</b> <ul style="list-style-type: none"> <li>• Black*</li> <li>• Brown</li> <li>• Champagne</li> <li>• Evening Tigris</li> <li>• Frosty White*</li> <li>• Graphite</li> </ul>	<b>Standard Stain Options</b> <ul style="list-style-type: none"> <li>• Bannister Oak on Oak</li> <li>• Columbian Walnut on Cherry</li> <li>• Empire Mahogany on Cherry</li> <li>• Versaille Anigre on Cherry</li> <li>• Wild Cherry on Cherry</li> <li>• Cafelle on Cherry</li> <li>• Fusion Maple on Maple</li> </ul>		

**BOAT(A), RACETRACK(O), TELEWEDGE(TW) or CUSTOM(CU)**

No. of Bases	Base Width	Model Code	Self Edge 2/		1-1/4"x 1-1/4"		1-1/4"x 1-1/4"		Veneer with		3D Laminate (-3D)	Butcher Block (-BB)
			3mm Grade 1 (-LVE1)	3mm Grade 2 (-LVE2)	Self Edge Grade 1 (-LSE1)	3mm Knife (-LSE2/ LVEKN)	3mm Knife Painted (LVEKNP)	Wood edges Grade 1 (-LWE1)	Wood edges Grade 2 (-LWE2)	Veneer with 3mm Veneer (-VSE)		
84x144	3	54	1GEOTRA8444-	6,575	\$7,191	\$7,166	\$7,460	\$8,070	\$9,255	\$9,521	\$12,240	\$15,561
84x168	3	54	1GEOTRA8468-	6,493	\$7,092	\$7,398	\$7,671	\$7,922	\$10,214	\$10,504	\$12,261	\$16,082
84x192	3	54	1GEOTRA8492-	7,234	\$8,056	\$8,022	\$8,415	\$9,229	\$10,808	\$11,162	\$14,455	\$18,883
84x216	4	54	1GEOTRA8416-	9,215	\$10,127	\$10,419	\$10,900	\$11,489	\$13,952	\$14,395	\$18,370	\$23,523
84x240	4	54	1GEOTRA8440-	9,228	\$10,141	\$10,419	\$10,900	\$11,489	\$13,989	\$14,432	\$18,392	\$23,560
84x288	5	54	1GEOTRA8488-	11,535	\$12,676	\$13,024	\$13,626	\$14,361	\$17,486	\$18,039	\$22,990	\$29,450
96x144	3	60	1GEOTRA9644-	6,776	\$7,395	\$7,356	\$7,655	\$8,265	\$9,600	\$9,865	\$12,489	\$15,938
96x168	3	60	1GEOTRA9668-	7,123	\$7,810	\$8,005	\$8,370	\$8,811	\$10,863	\$11,195	\$14,042	\$18,074
96x192	3	60	1GEOTRA9692-	7,442	\$8,267	\$8,215	\$8,613	\$9,427	\$11,207	\$11,561	\$14,714	\$19,314
96x216	4	60	1GEOTRA9616-	9,484	\$10,399	\$10,673	\$11,160	\$11,748	\$14,448	\$14,890	\$18,701	\$24,063
96x240	4	60	1GEOTRA9640-	9,497	\$10,413	\$10,673	\$11,160	\$11,748	\$14,484	\$14,927	\$18,723	\$24,099
96x288	5	60	1GEOTRA9688-	11,126	\$12,125	\$12,634	\$13,091	\$13,509	\$17,328	\$17,812	\$20,795	\$27,163

