

Base Options (Per Base)

- Taller Height (Up to 42")\$236
- Shorter Height\$115
- Wire Management Door\$189
- Plinth/Toe Kick\$179

Call or e-mail quotes@surfacetech.com for other custom options.

Laminate Base Only:

- 18"\$940 list
- 24"\$1,002 list
- 30"\$1,063 list
- 36"\$1,124 list
- 42"\$1,185 list
- 48"\$1,246 list
- 54"\$1,308 list
- 60"\$1,369 list

Veneer Base Only:

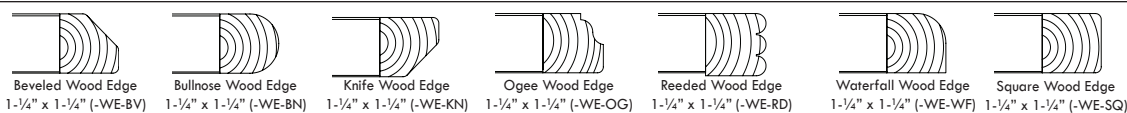
- 18"\$1,210 list
- 24"\$1,282 list
- 30"\$1,354 list
- 36"\$1,426 list
- 42"\$1,498 list
- 48"\$1,569 list
- 54"\$1,641 list
- 60"\$1,713 list

| | | |
|---|---|---|
| <p>Grade 1 Laminate Options</p> <ul style="list-style-type: none"> • Black • Designer White • Fashion Grey • Frosty White • Fusion Maple • Grey Nebula • Kensington Maple • Oiled Soapstone • Shadow • Wild Cherry | <p>Grade 2 Laminate Options</p> <p>Wilsonart: Standard Price -60 finish Formica: Standard Price -58 finish Nevamar: Standard Price T or V finish Pionite: Standard Price N finish</p> <div style="border: 1px solid black; padding: 2px; margin: 5px 0;"> <p>3D Laminate: All Omnova surf(x) 3D colors</p> </div> <p>Call or e-mail quotes@surfacetech.com for more info on standard price laminates or for pricing on non-standard laminates</p> | <p>Veneer/Wood Edge Options</p> <p>Surfacetech stocks species of the following wood and veneer:</p> <ul style="list-style-type: none"> • Oak • Maple • Cherry <p>Call or e-mail quotes@surfacetech.com for pricing on non-standard wood or veneer species</p> |
| <p>T-Mold Color Options</p> <ul style="list-style-type: none"> • Black • Silver <p>Custom T-Mold, 3mm PVC and Stain options available. Call or e-mail for pricing.</p> | <p>3mm PVC Color Options</p> <ul style="list-style-type: none"> • Black* • Brown • Champagne • Evening Tigris • Frosty White* • Graphite | <p>Standard Stain Options</p> <ul style="list-style-type: none"> • Bannister Oak on Oak • Columbian Walnut on Cherry • Empire Mahogany on Cherry • Versailles Anigre on Cherry • Wild Cherry on Cherry • Caffele on Cherry • Fusion Maple on Maple |

RECTANGLES

| No. of Bases | Base Width | Model Code | Self Edge 2/ | | 1-1/4" x 1-1/4" | | 1-1/4" x 1-1/4" | | Veneer with | | 3D Laminate (-3D) | Butcher Block (-BB) | | |
|--------------|------------|------------|---------------------|---------------------|---------------------------|--------------------------|----------------------------|----------------------------|----------------------------|-------------------------------|-------------------|---------------------|-----------------------------------|---------|
| | | | 3mm Grade 1 (-LVE1) | 3mm Grade 2 (-LVE2) | Self Edge Grade 1 (-LSE1) | 3mm Knife (-LSE2/ LVEKN) | 3mm Knife Painted (LVEKNP) | Wood edges Grade 1 (-LWE1) | Wood edges Grade 2 (-LWE2) | Veneer with 3mm Veneer (-VSE) | | | 1-1/4" x 1-1/4" Wood edges (-VWE) | |
| 30x60 | 2 | 18 | IGEORE360- | \$2,251 | \$2,293 | \$2,359 | \$2,400 | \$2,479 | \$2,773 | \$2,807 | \$3,515 | \$4,372 | \$2,625 | \$3,358 |
| 30x72 | 2 | 18 | IGEORE372- | \$2,292 | \$2,341 | \$2,395 | \$2,445 | \$2,540 | \$2,847 | \$2,889 | \$3,651 | \$4,538 | \$2,764 | \$3,546 |
| 30x84 | 2 | 18 | IGEORE384- | \$2,366 | \$2,430 | \$2,466 | \$2,531 | \$2,658 | \$2,955 | \$3,011 | \$3,912 | \$4,828 | \$2,903 | \$3,896 |
| 30x96 | 2 | 18 | IGEORE396- | \$2,373 | \$2,437 | \$2,468 | \$2,535 | \$2,662 | \$2,985 | \$3,040 | \$3,922 | \$4,857 | \$3,042 | \$3,909 |
| 30x108 | 2 | 18 | IGEORE308- | \$2,447 | \$2,527 | \$2,539 | \$2,621 | \$2,779 | \$3,115 | \$3,184 | \$4,183 | \$5,170 | | |
| 30x120 | 2 | 18 | IGEORE320- | \$2,453 | \$2,534 | \$2,541 | \$2,624 | \$2,783 | \$3,133 | \$3,202 | \$4,194 | \$5,187 | | |
| | | | | | | | | | | | | | | |
| 36x60 | 2 | 18 | IGEORE460- | \$2,303 | \$2,352 | \$2,407 | \$2,455 | \$2,551 | \$2,852 | \$2,893 | \$3,645 | \$4,528 | \$2,764 | \$3,546 |
| 36x72 | 2 | 18 | IGEORE472- | \$2,353 | \$2,411 | \$2,453 | \$2,511 | \$2,626 | \$2,941 | \$2,990 | \$3,806 | \$4,723 | \$2,931 | \$3,771 |
| 36x84 | 2 | 18 | IGEORE484- | \$2,424 | \$2,499 | \$2,520 | \$2,596 | \$2,749 | \$3,073 | \$3,139 | \$4,117 | \$5,067 | \$3,098 | \$4,192 |
| 36x96 | 2 | 18 | IGEORE496- | \$2,430 | \$2,507 | \$2,523 | \$2,600 | \$2,753 | \$3,107 | \$3,173 | \$4,128 | \$5,101 | \$3,265 | \$4,209 |
| 36x108 | 2 | 18 | IGEORE408- | \$2,518 | \$2,612 | \$2,607 | \$2,703 | \$2,893 | \$3,265 | \$3,348 | \$4,439 | \$5,472 | | |
| 36x120 | 2 | 18 | IGEORE420- | \$2,525 | \$2,619 | \$2,610 | \$2,706 | \$2,897 | \$3,283 | \$3,366 | \$4,450 | \$5,490 | | |
| | | | | | | | | | | | | | | |
| 42x60 | 2 | 18 | IGEORE560- | \$2,360 | \$2,423 | \$2,461 | \$2,523 | \$2,650 | \$2,926 | \$2,981 | \$3,901 | \$5,411 | \$2,903 | \$3,884 |
| 42x72 | 2 | 18 | IGEORE572- | \$2,421 | \$2,496 | \$2,518 | \$2,593 | \$2,745 | \$3,030 | \$3,096 | \$4,112 | \$5,795 | \$3,098 | \$4,179 |
| 42x84 | 2 | 18 | IGEORE584- | \$2,536 | \$2,634 | \$2,630 | \$2,728 | \$2,931 | \$3,188 | \$3,276 | \$4,523 | \$6,532 | \$3,293 | \$4,735 |
| 42x96 | 2 | 18 | IGEORE596- | \$2,543 | \$2,641 | \$2,632 | \$2,732 | \$2,935 | \$3,237 | \$3,326 | \$4,533 | \$6,564 | \$3,487 | \$4,770 |
| 42X108 | 2 | 18 | IGEORE508- | \$2,658 | \$2,780 | \$2,744 | \$2,867 | \$3,121 | \$3,435 | \$3,546 | \$4,944 | \$7,341 | | |
| 42X120 | 2 | 18 | IGEORE520- | \$2,664 | \$2,787 | \$2,746 | \$2,871 | \$3,125 | \$3,489 | \$3,599 | \$4,955 | \$7,376 | | |
| | | | | | | | | | | | | | | |
| 48x60 | 2 | 24 | IGEORE660- | \$2,487 | \$2,640 | \$2,585 | \$2,647 | \$2,774 | \$3,081 | \$3,137 | \$4,050 | \$4,974 | \$3,166 | \$4,033 |
| 48x72 | 2 | 24 | IGEORE672- | \$2,548 | \$2,729 | \$2,642 | \$2,717 | \$2,869 | \$3,181 | \$3,247 | \$4,261 | \$5,219 | \$3,389 | \$4,333 |
| 48x84 | 2 | 24 | IGEORE684- | \$2,664 | \$2,900 | \$2,754 | \$2,852 | \$3,055 | \$3,343 | \$3,432 | \$4,672 | \$5,672 | \$3,611 | \$4,894 |
| 48x96 | 2 | 24 | IGEORE696- | \$2,670 | \$2,907 | \$2,756 | \$2,856 | \$3,059 | \$3,397 | \$3,485 | \$4,683 | \$5,726 | \$3,834 | \$4,934 |
| 48x108 | 2 | 24 | IGEORE608- | \$2,785 | \$3,079 | \$2,868 | \$2,991 | \$3,245 | \$3,559 | \$3,670 | \$5,094 | \$6,179 | | |
| 48x120 | 2 | 24 | IGEORE620- | \$2,791 | \$3,086 | \$2,870 | \$2,995 | \$3,249 | \$3,613 | \$3,723 | \$5,105 | \$6,232 | | |
| | | | | | | | | | | | | | | |
| 48x144 | 3 | 24 | IGEORE644- | \$4,270 | \$4,456 | \$4,282 | \$4,431 | \$4,736 | \$5,166 | \$5,299 | \$7,240 | \$8,962 | | |
| 48x168 | 3 | 24 | IGEORE668- | \$4,556 | \$4,799 | \$4,505 | \$4,702 | \$5,108 | \$5,492 | \$5,669 | \$8,062 | \$9,870 | | |
| 48x192 | 3 | 24 | IGEORE692- | \$4,568 | \$4,813 | \$4,510 | \$4,709 | \$5,116 | \$5,582 | \$5,759 | \$8,084 | \$9,960 | | |
| 48x216 | 4 | 24 | IGEORE616- | \$5,856 | \$6,157 | \$5,735 | \$5,982 | \$6,490 | \$6,909 | \$7,130 | \$10,188 | \$12,148 | | |
| 48x240 | 4 | 24 | IGEORE640- | \$5,868 | \$6,171 | \$5,740 | \$5,989 | \$6,498 | \$6,980 | \$7,201 | \$10,209 | \$12,219 | | |
| 48x288 | 5 | 24 | IGEORE688- | \$7,206 | \$7,572 | \$6,970 | \$7,269 | \$7,879 | \$8,998 | \$9,263 | \$12,389 | \$15,099 | | |

Wood Edge Profiles



Add 8% for 2" x 1-1/4" profiles
 Add 18% for 2" x 1-3/4" profiles

Geometry Rectangle Bases

GEOMETRY RECTANGLE

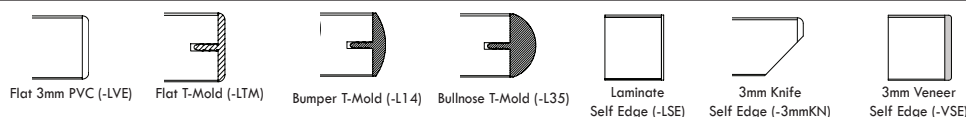
Rectangle Top

| | | | | |
|--|--|--|---|--|
| Grade 1 Laminate Options <ul style="list-style-type: none"> • Black • Designer White • Evening Tigris • Frosty White • Fusion Maple • Grey Nebula • Kensington Maple • Oiled Soapstone • Pewter Brush • Wild Cherry | Grade 2 Laminate Options Wilsonart: Standard Price -60 finish Formica: Standard Price -58 finish Nevamar: Standard Price T or V finish Pionite: Standard Price N finish 3D Laminate: All Omnova surf(x) 3D colors Call or e-mail quotes@surfacetech.com for more info on standard price laminates or for pricing on non-standard laminates | Veneer/Wood Edge Options Surfacetech stocks species of the following wood and veneer: <ul style="list-style-type: none"> • Oak • Maple • Cherry Call or e-mail quotes@surfacetech.com for pricing on non-standard wood or veneer species | Extras 12"H Laminate Stretchers (Includes set of 2 in between two bases) ...\$776 12"H Veneer Stretchers (Includes set of 2 in between two bases)\$989 12"H Laminate Trough with bottom access door (Includes one in between two bases) ...\$1,184 12"H Veneer Trough with bottom access door (Includes one in between two bases) ...\$1,501 Anti-Sag bar\$87 | Custom cut out NO CHARGE Custom Stain NO CHARGE Flat plate\$49 Grommet\$39 Self-Leveling Table locks\$190 (two-sides) Accent locks\$56 (two-halves) Undertable Wire Clips NO CHARGE |
| T-Mold Color Options <ul style="list-style-type: none"> • Black • Silver Custom T-Mold, 3mm PVC and Stain options available. Call or e-mail for pricing. | 3mm PVC Color Options <ul style="list-style-type: none"> • Black* • Brown • Champagne • Evening Tigris • Frosty White* • Graphite | Standard Stain Options <ul style="list-style-type: none"> • Bannister Oak on Oak • Columbian Walnut on Cherry • Empire Mahogany on Cherry • Versailles Anigre on Cherry • Wild Cherry on Cherry • Cafelle on Cherry • Fusion Maple on Maple | | |

RECTANGLES

| No. of Bases | Base Width | Model Code | Self Edge 2/ | | | 1-1/4" x 1-1/4" 1-1/4" x 1-1/4" | | Veneer with | | 3D Laminates (-3D) | Butcher Block (-BB) | | |
|--------------|------------|------------|---------------------|---------------------|---------------------------|---------------------------------|----------------------------|----------------------------|----------------------------|--------------------|---------------------|-------------------------------|-----------------------------------|
| | | | 3mm Grade 1 (-LVE1) | 3mm Grade 2 (-LVE2) | Self Edge Grade 1 (-LSE1) | 3mm Knife (-LSE2/ LVEKN) | 3mm Knife Painted (LVEKNP) | Wood edges Grade 1 (-LWE1) | Wood edges Grade 2 (-LWE2) | | | Veneer with 3mm Veneer (-VSE) | 1-1/4" x 1-1/4" Wood edges (-VWE) |
| 54x60 | 2 | 30 | 1GEORE5460- | \$2,681 | \$2,758 | \$2,775 | \$2,851 | \$3,010 | \$3,400 | \$3,469 | \$4,450 | \$5,373 | \$4,462 |
| 54x72 | 2 | 30 | 1GEORE5472- | \$2,755 | \$2,848 | \$2,846 | \$2,937 | \$3,128 | \$3,561 | \$3,658 | \$4,711 | \$5,766 | \$4,950 |
| 54x84 | 2 | 30 | 1GEORE5484- | \$2,898 | \$3,019 | \$2,985 | \$3,105 | \$3,359 | \$3,654 | \$3,765 | \$5,222 | \$6,296 | \$5,607 |
| 54x96 | 2 | 30 | 1GEORE5496- | \$2,904 | \$3,026 | \$2,987 | \$3,109 | \$3,363 | \$3,717 | \$3,828 | \$5,232 | \$6,359 | \$5,657 |
| 54x108 | 2 | 30 | 1GEORE5408- | \$3,047 | \$3,197 | \$3,126 | \$3,277 | \$3,595 | \$3,915 | \$4,054 | \$5,743 | \$6,921 | |
| 54x120 | 2 | 30 | 1GEORE5420- | \$3,053 | \$3,204 | \$3,129 | \$3,281 | \$3,598 | \$3,978 | \$4,116 | \$5,754 | \$6,983 | |
| | | | | | | | | | | | | | |
| 54x144 | 3 | 30 | 1GEORE5444- | \$4,277 | \$4,632 | \$4,629 | \$4,811 | \$5,193 | \$5,850 | \$6,016 | \$8,067 | \$10,116 | |
| 54x168 | 3 | 30 | 1GEORE5468- | \$4,508 | \$4,974 | \$4,907 | \$5,147 | \$5,656 | \$6,267 | \$6,488 | \$9,089 | \$11,259 | |
| 54x192 | 3 | 30 | 1GEORE5492- | \$4,520 | \$4,989 | \$4,912 | \$5,155 | \$5,663 | \$6,392 | \$6,614 | \$9,111 | \$11,385 | |
| 54x216 | 4 | 30 | 1GEORE5416- | \$5,814 | \$6,394 | \$6,252 | \$6,554 | \$7,189 | \$7,852 | \$8,129 | \$11,487 | \$13,863 | |
| 54x240 | 4 | 30 | 1GEORE5440- | \$5,827 | \$6,408 | \$6,257 | \$6,561 | \$7,197 | \$7,976 | \$8,253 | \$11,508 | \$13,987 | |
| 54x288 | 5 | 30 | 1GEORE5488- | \$7,164 | \$7,867 | \$7,603 | \$7,968 | \$8,731 | \$9,873 | \$10,204 | \$13,965 | \$16,902 | |
| | | | | | | | | | | | | | |
| 60x72 | 2 | 30 | 1GEORE772- | \$2,758 | \$2,851 | \$2,846 | \$2,937 | \$3,128 | \$3,571 | \$3,667 | \$4,716 | \$5,776 | \$4,950 |
| 60x84 | 2 | 30 | 1GEORE784- | \$2,901 | \$3,022 | \$2,985 | \$3,105 | \$3,359 | \$3,663 | \$3,774 | \$5,227 | \$6,305 | \$5,607 |
| 60x96 | 2 | 30 | 1GEORE796- | \$2,907 | \$3,029 | \$2,987 | \$3,109 | \$3,363 | \$3,726 | \$3,837 | \$5,238 | \$6,368 | \$5,657 |
| 60x108 | 2 | 30 | 1GEORE708- | \$3,050 | \$3,201 | \$3,126 | \$3,277 | \$3,595 | \$3,925 | \$4,063 | \$5,749 | \$6,930 | |
| 60x120 | 2 | 30 | 1GEORE720- | \$3,056 | \$3,208 | \$3,129 | \$3,281 | \$3,598 | \$3,987 | \$4,125 | \$5,760 | \$6,992 | |
| | | | | | | | | | | | | | |
| 60x144 | 3 | 30 | 1GEORE744- | \$4,453 | \$4,639 | \$4,629 | \$4,811 | \$5,193 | \$5,860 | \$6,025 | \$8,078 | \$10,125 | |
| 60x168 | 3 | 30 | 1GEORE768- | \$4,739 | \$4,982 | \$4,907 | \$5,147 | \$5,656 | \$6,276 | \$6,497 | \$9,100 | \$11,268 | |
| 60x192 | 3 | 30 | 1GEORE792- | \$4,751 | \$4,996 | \$4,912 | \$5,155 | \$5,663 | \$6,401 | \$6,623 | \$9,122 | \$11,394 | |
| 60x216 | 4 | 30 | 1GEORE716- | \$6,100 | \$6,401 | \$6,252 | \$6,554 | \$7,189 | \$7,862 | \$8,138 | \$11,497 | \$13,872 | |
| 60x240 | 4 | 30 | 1GEORE740- | \$6,112 | \$6,415 | \$6,257 | \$6,561 | \$7,197 | \$7,986 | \$8,262 | \$11,519 | \$13,996 | |
| 60x288 | 5 | 30 | 1GEORE788- | \$7,511 | \$7,877 | \$7,603 | \$7,968 | \$8,731 | \$9,882 | \$10,214 | \$13,982 | \$16,911 | |
| | | | | | | | | | | | | | |
| 72x144 | 3 | 42 | 1GEORE7244- | \$5,187 | \$5,730 | \$3,555 | \$3,555 | \$3,555 | \$3,555 | \$3,555 | \$4,494 | \$12,458 | |
| 72x168 | 3 | 42 | 1GEORE7268- | \$5,452 | \$5,730 | \$3,555 | \$3,555 | \$3,555 | \$3,555 | \$3,555 | \$4,494 | \$13,697 | |
| 72x192 | 3 | 42 | 1GEORE7292- | \$5,731 | \$6,455 | \$3,555 | \$3,555 | \$3,555 | \$3,555 | \$3,555 | \$4,494 | \$15,113 | |
| 72x216 | 4 | 42 | 1GEORE7216- | \$7,256 | \$7,626 | \$4,740 | \$4,740 | \$4,740 | \$4,740 | \$4,740 | \$5,992 | \$18,225 | |
| 72x240 | 4 | 42 | 1GEORE7240- | \$7,269 | \$7,640 | \$4,740 | \$4,740 | \$4,740 | \$4,740 | \$4,740 | \$5,992 | \$18,262 | |
| 72x288 | 5 | 42 | 1GEORE7288- | \$9,086 | \$9,550 | \$5,925 | \$5,925 | \$5,925 | \$5,925 | \$5,925 | \$7,490 | \$22,828 | |

Edge Options



Base Options (Per Base)

- Taller Height (Up to 42")\$236
- Shorter Height\$115
- Wire Management Door\$189
- Plinth/Toe Kick\$179

Call or e-mail quotes@surfacetech.com for other custom options.

Laminate Base Only:

- 18"\$940 list
- 24"\$1,002 list
- 30"\$1,063 list
- 36"\$1,124 list
- 42"\$1,185 list
- 48"\$1,246 list
- 54"\$1,308 list
- 60"\$1,369 list

Veneer Base Only:

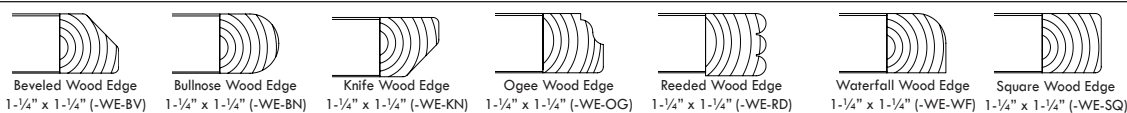
- 18"\$1,210 list
- 24"\$1,282 list
- 30"\$1,354 list
- 36"\$1,426 list
- 42"\$1,498 list
- 48"\$1,569 list
- 54"\$1,641 list
- 60"\$1,713 list

| | | |
|---|---|---|
| <p>Grade 1 Laminate Options</p> <ul style="list-style-type: none"> • Black • Designer White • Fashion Grey • Frosty White • Fusion Maple • Grey Nebula • Kensington Maple • Oiled Soapstone • Shadow • Wild Cherry | <p>Grade 2 Laminate Options</p> <p>Wilsonart: Standard Price -60 finish Formica: Standard Price -58 finish Nevamar: Standard Price T or V finish Pionite: Standard Price N finish</p> <div style="border: 1px solid black; padding: 2px; margin: 5px 0;"> <p>3D Laminate: All Omnova surf(x) 3D colors</p> </div> <p>Call or e-mail quotes@surfacetech.com for more info on standard price laminates or for pricing on non-standard laminates</p> | <p>Veneer/Wood Edge Options</p> <p>Surfacetech stocks species of the following wood and veneer:</p> <ul style="list-style-type: none"> • Oak • Maple • Cherry <p>Call or e-mail quotes@surfacetech.com for pricing on non-standard wood or veneer species</p> |
| <p>T-Mold Color Options</p> <ul style="list-style-type: none"> • Black • Silver <p>Custom T-Mold, 3mm PVC and Stain options available. Call or e-mail for pricing.</p> | <p>3mm PVC Color Options</p> <ul style="list-style-type: none"> • Black* • Brown • Champagne • Evening Tigris • Frosty White* • Graphite | <p>Standard Stain Options</p> <ul style="list-style-type: none"> • Bannister Oak on Oak • Columbian Walnut on Cherry • Empire Mahogany on Cherry • Versaille Anigre on Cherry • Wild Cherry on Cherry • Cafelle on Cherry • Fusion Maple on Maple |

RECTANGLES

| No. of Bases | Base Width | Model Code | Self Edge 2/ | | 1-1/4" x 1-1/4" | | 1-1/4" x 1-1/4" | | Veneer with | | 3D Laminates (-3D) | Butcher Block (-BB) |
|--------------|------------|-------------|---------------------|---------------------|---------------------------|--------------------------|----------------------------|----------------------------|----------------------------|-------------------------------|--------------------|---------------------|
| | | | 3mm Grade 1 (-LVE1) | 3mm Grade 2 (-LVE2) | Self Edge Grade 1 (-LSE1) | 3mm Knife (-LSE2/ LVEKN) | 3mm Knife Painted (LVEKNP) | Wood edges Grade 1 (-LWE1) | Wood edges Grade 2 (-LWE2) | Veneer with 3mm Veneer (-VSE) | | |
| 84x144 | 3 | 1GEORE8444- | \$5,903 | \$6,613 | \$3,924 | \$3,924 | \$3,924 | \$3,924 | \$3,924 | \$4,923 | \$14,247 | |
| 84x168 | 3 | 1GEORE8468- | \$6,249 | \$6,613 | \$3,924 | \$3,924 | \$3,924 | \$3,924 | \$3,924 | \$4,923 | \$15,714 | |
| 84x192 | 3 | 1GEORE8492- | \$6,562 | \$7,509 | \$3,924 | \$3,924 | \$3,924 | \$3,924 | \$3,924 | \$4,923 | \$17,355 | |
| 84x216 | 4 | 1GEORE8416- | \$8,319 | \$8,803 | \$5,232 | \$5,232 | \$5,232 | \$5,232 | \$5,232 | \$6,564 | \$20,915 | |
| 84x240 | 4 | 1GEORE8440- | \$8,332 | \$8,817 | \$5,232 | \$5,232 | \$5,232 | \$5,232 | \$5,232 | \$6,564 | \$20,952 | |
| 84x288 | 5 | 1GEORE8488- | \$10,415 | \$11,021 | \$6,540 | \$6,540 | \$6,540 | \$6,540 | \$6,540 | \$8,205 | \$26,190 | |
| | | | | | | | | | | | | |
| 96x144 | 3 | 1GEORE9644- | \$6,104 | \$6,817 | \$4,107 | \$4,107 | \$4,107 | \$4,107 | \$4,107 | \$5,139 | \$14,624 | |
| 96x168 | 3 | 1GEORE9668- | \$6,451 | \$6,817 | \$4,107 | \$4,107 | \$4,107 | \$4,107 | \$4,107 | \$5,139 | \$16,118 | |
| 96x192 | 3 | 1GEORE9692- | \$6,770 | \$7,720 | \$4,107 | \$4,107 | \$4,107 | \$4,107 | \$4,107 | \$5,139 | \$17,786 | |
| 96x216 | 4 | 1GEORE9616- | \$8,588 | \$9,075 | \$5,476 | \$5,476 | \$5,476 | \$5,476 | \$5,476 | \$6,852 | \$21,455 | |
| 96x240 | 4 | 1GEORE9640- | \$8,601 | \$9,089 | \$5,476 | \$5,476 | \$5,476 | \$5,476 | \$5,476 | \$6,852 | \$21,491 | |
| 96x288 | 5 | 1GEORE9688- | \$11,465 | \$12,218 | \$6,845 | \$6,845 | \$6,845 | \$6,845 | \$6,845 | \$8,565 | \$29,675 | |

Wood Edge Profiles



Add 8% for 2" x 1-1/4" profiles
 Add 18% for 2" x 1-3/4" profiles

Geometry Rectangle Bases

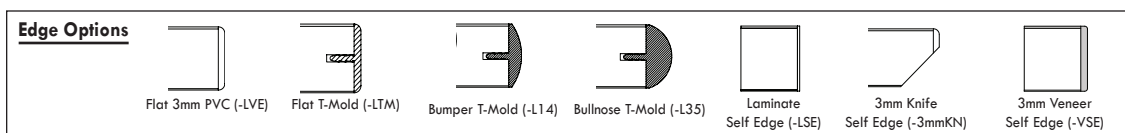
GEOMETRY RECTANGLE

Boat(A). Racetrack (O), Telewedge(TW) or Custom (CU) Shape Top

| | | | | |
|--|--|--|---|--|
| Grade 1 Laminate Options <ul style="list-style-type: none"> • Black • Designer White • Evening Tigris • Frosty White • Fusion Maple • Grey Nebula • Kensington Maple • Oiled Soapstone • Pewter Brush • Wild Cherry | Grade 2 Laminate Options Wilsonart: Standard Price -60 finish Formica: Standard Price -58 finish Nevamar: Standard Price T or V finish Pionite: Standard Price N finish 3D Laminate: All Omnova surf(x) 3D colors Call or e-mail quotes@surfacetech.com for more info on standard price laminates or for pricing on non-standard laminates | Veneer/Wood Edge Options Surfacetech stocks species of the following wood and veneer: <ul style="list-style-type: none"> • Oak • Maple • Cherry Call or e-mail quotes@surfacetech.com for pricing on non-standard wood or veneer species | Extras 12"H Laminate Stretchers (Includes set of 2 in between two bases) ...\$776 12"H Veneer Stretchers (Includes set of 2 in between two bases)\$989 12"H Laminate Trough with bottom access door (Includes one in between two bases) ...\$1,184 12"H Veneer Trough with bottom access door (Includes one in between two bases) ...\$1,501 Anti-Sag bar\$87 | Custom cut outNO CHARGE Custom StainNO CHARGE Flat plate\$49 Grommet\$39 Self-Leveling Table locks\$190 (two-sides) Accent locks\$56 (two-halves) Undertable Wire ClipsNO CHARGE |
| T-Mold Color Options <ul style="list-style-type: none"> • Black • Silver Custom T-Mold, 3mm PVC and Stain options available. Call or e-mail for pricing. | 3mm PVC Color Options <ul style="list-style-type: none"> • Black* • Brown • Champagne • Evening Tigris • Frosty White* • Graphite • Graphite Nebula • Silver Grey* • Bannister Oak • Caffeine • Columbian Walnut • Fusion Maple* • Empire Mahogany • Versaille Anigre • Wild Cherry* • Aluminum (add 20% per top) *Grade 1 3mm Options | Standard Stain Options <ul style="list-style-type: none"> • Bannister Oak on Oak • Columbian Walnut on Cherry • Empire Mahogany on Cherry • Versaille Anigre on Cherry • Wild Cherry on Cherry • Caffeine on Cherry • Fusion Maple on Maple | | |

BOAT (A), RACETRACK (O), TELEWEDGE (TW) or CUSTOM (CU)

| No. of Bases | Base Width | Model Code | Self Edge 2/ | | | | | 1-1/4" x 1-1/4" 1-1/4" x 1-1/4" | | Veneer with | | | Butcher Block (-BB) | |
|--------------|------------|------------|---------------------|---------------------|---------------------------|--------------------------|----------------------------|---------------------------------|----------------------------|-------------------------------|-----------------------------------|-------------------|---------------------|----|
| | | | 3mm Grade 1 (-LVE1) | 3mm Grade 2 (-LVE2) | Self Edge Grade 1 (-LSE1) | 3mm Knife (-LSE2/ LVEKN) | 3mm Knife Painted (LVEKNP) | Wood edges Grade 1 (-LWE1) | Wood edges Grade 2 (-LWE2) | Veneer with 3mm Veneer (-VSE) | 1-1/4" x 1-1/4" Wood edges (-VWE) | 3D Laminate (-3D) | | |
| 30x60 | 2 | 18 | 1GEOREA360- | \$2,358 | \$2,400 | \$2,466 | \$2,507 | \$2,526 | \$2,987 | \$3,021 | \$3,622 | \$4,586 | \$2,732 | NA |
| 30x72 | 2 | 18 | 1GEOREA372- | \$2,399 | \$2,448 | \$2,502 | \$2,552 | \$2,586 | \$3,061 | \$3,103 | \$3,758 | \$4,752 | \$2,871 | NA |
| 30x84 | 2 | 18 | 1GEOREA384- | \$2,473 | \$2,537 | \$2,573 | \$2,638 | \$2,647 | \$3,169 | \$3,225 | \$4,019 | \$5,042 | \$3,010 | NA |
| 30x96 | 2 | 18 | 1GEOREA396- | \$2,480 | \$2,544 | \$2,575 | \$2,642 | \$2,765 | \$3,199 | \$3,254 | \$4,029 | \$5,071 | \$3,149 | NA |
| 30x108 | 2 | 18 | 1GEOREA308- | \$2,554 | \$2,634 | \$2,646 | \$2,728 | \$2,769 | \$3,329 | \$3,398 | \$4,290 | \$5,384 | NA | NA |
| 30x120 | 2 | 18 | 1GEOREA320- | \$2,560 | \$2,641 | \$2,648 | \$2,731 | \$2,886 | \$3,347 | \$3,416 | \$4,301 | \$5,401 | NA | NA |
| 36x60 | 2 | 18 | 1GEOREA460- | \$2,360 | \$2,459 | \$2,514 | \$2,562 | \$2,658 | \$3,066 | \$3,107 | \$3,752 | \$4,742 | \$2,871 | NA |
| 36x72 | 2 | 18 | 1GEOREA472- | \$2,410 | \$2,518 | \$2,560 | \$2,618 | \$2,733 | \$3,155 | \$3,204 | \$3,913 | \$4,937 | \$3,038 | NA |
| 36x84 | 2 | 18 | 1GEOREA484- | \$2,460 | \$2,606 | \$2,627 | \$2,703 | \$2,856 | \$3,287 | \$3,353 | \$4,224 | \$5,281 | \$3,205 | NA |
| 36x96 | 2 | 18 | 1GEOREA496- | \$2,531 | \$2,614 | \$2,630 | \$2,707 | \$2,860 | \$3,321 | \$3,387 | \$4,235 | \$5,315 | \$3,372 | NA |
| 36x108 | 2 | 18 | 1GEOREA408- | \$2,537 | \$2,719 | \$2,714 | \$2,810 | \$3,000 | \$3,479 | \$3,562 | \$4,546 | \$5,686 | NA | NA |
| 36x120 | 2 | 18 | 1GEOREA420- | \$2,625 | \$2,726 | \$2,717 | \$2,813 | \$3,004 | \$3,497 | \$3,580 | \$4,557 | \$5,704 | NA | NA |
| 42x60 | 2 | 18 | 1GEOREA560- | \$2,467 | \$2,530 | \$2,568 | \$2,630 | \$2,757 | \$3,140 | \$3,195 | \$4,008 | \$5,625 | \$3,149 | NA |
| 42x72 | 2 | 18 | 1GEOREA572- | \$2,528 | \$2,603 | \$2,625 | \$2,700 | \$2,852 | \$3,244 | \$3,310 | \$4,219 | \$6,009 | \$3,372 | NA |
| 42x84 | 2 | 18 | 1GEOREA584- | \$2,643 | \$2,741 | \$2,737 | \$2,835 | \$3,038 | \$3,402 | \$3,490 | \$4,630 | \$6,746 | \$3,594 | NA |
| 42x96 | 2 | 18 | 1GEOREA596- | \$2,650 | \$2,748 | \$2,739 | \$2,839 | \$3,042 | \$3,451 | \$3,540 | \$4,640 | \$6,778 | \$3,817 | NA |
| 42X108 | 2 | 18 | 1GEOREA508- | \$2,765 | \$2,887 | \$2,851 | \$2,974 | \$3,228 | \$3,649 | \$3,760 | \$5,051 | \$7,555 | NA | NA |
| 42X120 | 2 | 18 | 1GEOREA520- | \$2,771 | \$2,894 | \$2,853 | \$2,978 | \$3,232 | \$3,703 | \$3,813 | \$5,062 | \$7,590 | NA | NA |
| 48x60 | 2 | 24 | 1GEOREA660- | \$2,594 | \$2,658 | \$2,692 | \$2,754 | \$2,881 | \$3,295 | \$3,351 | \$4,157 | \$5,188 | \$3,273 | NA |
| 48x72 | 2 | 24 | 1GEOREA672- | \$2,655 | \$2,730 | \$2,749 | \$2,824 | \$2,976 | \$3,395 | \$3,461 | \$4,368 | \$5,433 | \$3,496 | NA |
| 48x84 | 2 | 24 | 1GEOREA684- | \$2,771 | \$2,869 | \$2,861 | \$2,959 | \$3,162 | \$3,557 | \$3,646 | \$4,779 | \$5,886 | \$3,718 | NA |
| 48x96 | 2 | 24 | 1GEOREA696- | \$2,777 | \$2,876 | \$2,863 | \$2,963 | \$3,166 | \$3,611 | \$3,699 | \$4,790 | \$5,940 | \$3,941 | NA |
| 48x108 | 2 | 24 | 1GEOREA608- | \$2,892 | \$3,014 | \$2,975 | \$3,098 | \$3,352 | \$3,773 | \$3,884 | \$5,201 | \$6,393 | NA | NA |
| 48x120 | 2 | 24 | 1GEOREA620- | \$2,898 | \$3,021 | \$2,977 | \$3,102 | \$3,356 | \$3,827 | \$3,937 | \$5,212 | \$6,446 | NA | NA |
| 48x144 | 3 | 24 | 1GEOREA644- | \$4,308 | \$4,459 | \$4,496 | \$4,645 | \$4,950 | \$5,594 | \$5,727 | \$7,454 | \$9,390 | NA | NA |
| 48x168 | 3 | 24 | 1GEOREA668- | \$4,539 | \$4,736 | \$4,719 | \$4,916 | \$5,322 | \$5,920 | \$6,097 | \$8,276 | \$10,298 | NA | NA |
| 48x192 | 3 | 24 | 1GEOREA692- | \$4,551 | \$4,750 | \$4,724 | \$4,923 | \$5,330 | \$6,010 | \$6,187 | \$8,298 | \$10,388 | NA | NA |
| 48x216 | 4 | 24 | 1GEOREA616- | \$5,784 | \$6,029 | \$5,949 | \$6,196 | \$6,704 | \$7,337 | \$7,558 | \$10,402 | \$12,576 | NA | NA |
| 48x240 | 4 | 24 | 1GEOREA640- | \$5,797 | \$6,043 | \$5,954 | \$6,203 | \$6,712 | \$7,408 | \$7,629 | \$10,423 | \$12,647 | NA | NA |
| 48x288 | 5 | 24 | 1GEOREA688- | \$7,073 | \$7,371 | \$7,184 | \$7,483 | \$8,093 | \$9,426 | \$9,691 | \$12,603 | \$15,527 | NA | NA |



Base Options (Per Base)

- Taller Height (Up to 42")\$236
- Shorter Height\$115
- Wire Management Door\$189
- Plinth/Toe Kick\$179

Call or e-mail quotes@surfacetech.com for other custom options.

Laminate Base Only:

- 18"\$940 list
- 24"\$1,002 list
- 30"\$1,063 list
- 36"\$1,124 list
- 42"\$1,185 list
- 48"\$1,246 list
- 54"\$1,308 list
- 60"\$1,369 list

Veneer Base Only:

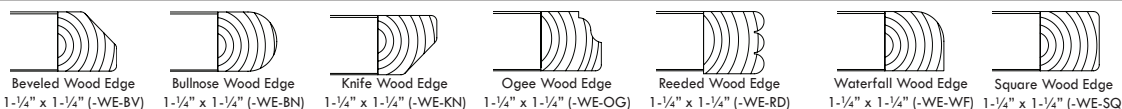
- 18"\$1,210 list
- 24"\$1,282 list
- 30"\$1,354 list
- 36"\$1,426 list
- 42"\$1,498 list
- 48"\$1,569 list
- 54"\$1,641 list
- 60"\$1,713 list

| | | |
|---|---|---|
| <p>Grade 1 Laminate Options</p> <ul style="list-style-type: none"> • Black • Designer White • Fashion Grey • Frosty White • Fusion Maple • Grey Nebula • Kensington Maple • Oiled Soapstone • Shadow • Wild Cherry | <p>Grade 2 Laminate Options</p> <p>Wilsonart: Standard Price -60 finish Formica: Standard Price -58 finish Navamara: Standard Price T or V finish Pionite: Standard Price N finish</p> <div style="border: 1px solid black; padding: 2px; font-size: x-small;"> <p>3D Laminate: All Omnova surf(x) 3D colors</p> </div> <p>Call or e-mail quotes@surfacetech.com for more info on standard price laminates or for pricing on non-standard laminates</p> | <p>Veneer/Wood Edge Options</p> <p>Surfacetech stocks species of the following wood and veneer:</p> <ul style="list-style-type: none"> • Oak • Maple • Cherry <p>Call or e-mail quotes@surfacetech.com for pricing on non-standard wood or veneer species</p> |
| <p>T-Mold Color Options</p> <ul style="list-style-type: none"> • Black • Silver <p>Custom T-Mold, 3mm PVC and Stain options available. Call or e-mail for pricing.</p> | <p>3mm PVC Color Options</p> <ul style="list-style-type: none"> • Black* • Brown • Champagne • Evening Tigris • Frosty White* • Graphite | <p>Standard Stain Options</p> <ul style="list-style-type: none"> • Bannister Oak on Oak • Columbian Walnut on Cherry • Empire Mahogany on Cherry • Versaille Anigre on Cherry • Versaille Anigre on Cherry • Wild Cherry on Cherry • Caffele on Cherry • Fusion Maple on Maple |

BOAT(A), RACETRACK(O), TELEWEDGE(TW) or CUSTOM(CU)

| No. of Bases | Base Width | Model Code | 3mm | | Self Edge | Self Edge 2/ | 1-1/4" x 1-1/4" | 1-1/4" x 1-1/4" | 1-1/4" x 1-1/4" | Veneer with | | 3D Laminates (-3D) | Butcher Block (-BB) |
|--------------|------------|------------|-----------------|-----------------|-----------------|--------------------------|--------------------|----------------------------|----------------------------|-------------------------------|-------------------|--------------------|---------------------|
| | | | Grade 1 (-LVE1) | Grade 2 (-LVE2) | Grade 1 (-LSE1) | 3mm Knife (-LSE2/ LVEKN) | 3mm Knife (LVEKNP) | Wood edges Grade 1 (-LWE1) | Wood edges Grade 2 (-LWE2) | Veneer with 3mm Veneer (-VSE) | Wood edges (-VWE) | | |
| 54x60 | 2 | 30 | 1GEOREA5460- | \$2,788 | \$2,865 | \$2,989 | \$3,065 | \$3,117 | \$3,828 | \$3,897 | \$4,664 | \$5,801 | |
| 54x72 | 2 | 30 | 1GEOREA5472- | \$2,862 | \$2,955 | \$3,060 | \$3,151 | \$3,235 | \$3,989 | \$4,086 | \$4,925 | \$6,194 | |
| 54x84 | 2 | 30 | 1GEOREA5484- | \$3,005 | \$3,126 | \$3,199 | \$3,319 | \$3,466 | \$4,082 | \$4,193 | \$5,436 | \$6,724 | |
| 54x96 | 2 | 30 | 1GEOREA5496- | \$3,011 | \$3,133 | \$3,201 | \$3,323 | \$3,470 | \$4,145 | \$4,256 | \$5,446 | \$6,787 | |
| 54x108 | 2 | 30 | 1GEOREA5408- | \$3,154 | \$3,304 | \$3,340 | \$3,491 | \$3,702 | \$4,343 | \$4,482 | \$5,957 | \$7,349 | |
| 54x120 | 2 | 30 | 1GEOREA5420- | \$3,160 | \$3,311 | \$3,343 | \$3,495 | \$3,705 | \$4,406 | \$4,544 | \$5,968 | \$7,411 | |
| | | | | | | | | | | | | | |
| 54x144 | 3 | 30 | 1GEOREA5444- | \$4,661 | \$4,846 | \$4,843 | \$5,025 | \$5,407 | \$6,278 | \$6,444 | \$8,281 | \$10,544 | |
| 54x168 | 3 | 30 | 1GEOREA5468- | \$4,947 | \$5,188 | \$5,121 | \$5,361 | \$5,870 | \$6,695 | \$6,916 | \$9,303 | \$11,687 | |
| 54x192 | 3 | 30 | 1GEOREA5492- | \$4,959 | \$5,203 | \$5,126 | \$5,369 | \$5,877 | \$6,820 | \$7,042 | \$9,325 | \$11,813 | |
| 54x216 | 4 | 30 | 1GEOREA5416- | \$6,308 | \$6,608 | \$6,466 | \$6,768 | \$7,403 | \$8,280 | \$8,557 | \$11,701 | \$14,291 | |
| 54x240 | 4 | 30 | 1GEOREA5440- | \$6,320 | \$6,622 | \$6,471 | \$6,775 | \$7,411 | \$8,404 | \$8,681 | \$11,722 | \$14,415 | |
| 54x288 | 5 | 30 | 1GEOREA5488- | \$7,715 | \$8,081 | \$7,817 | \$8,182 | \$8,945 | \$10,301 | \$10,632 | \$14,179 | \$17,330 | |
| | | | | | | | | | | | | | |
| 60x72 | 2 | 30 | 1GEOREA672- | \$2,865 | \$2,958 | \$3,060 | \$3,151 | \$3,235 | \$3,999 | \$4,095 | \$4,930 | \$6,204 | |
| 60x84 | 2 | 30 | 1GEOREA684- | \$3,008 | \$3,129 | \$3,199 | \$3,319 | \$3,466 | \$4,091 | \$4,202 | \$5,441 | \$6,733 | |
| 60x96 | 2 | 30 | 1GEOREA696- | \$3,014 | \$3,136 | \$3,201 | \$3,323 | \$3,470 | \$4,154 | \$4,265 | \$5,452 | \$6,796 | |
| 60x108 | 2 | 30 | 1GEOREA608- | \$3,157 | \$3,308 | \$3,340 | \$3,491 | \$3,702 | \$4,353 | \$4,491 | \$5,963 | \$7,358 | |
| 60x120 | 2 | 30 | 1GEOREA620- | \$3,163 | \$3,315 | \$3,343 | \$3,495 | \$3,705 | \$4,415 | \$4,553 | \$5,974 | \$7,420 | |
| | | | | | | | | | | | | | |
| 60x144 | 3 | 30 | 1GEOREA644- | \$4,667 | \$4,853 | \$4,843 | \$5,025 | \$5,407 | \$6,288 | \$6,453 | \$8,292 | \$10,553 | |
| 60x168 | 3 | 30 | 1GEOREA668- | \$4,953 | \$5,196 | \$5,121 | \$5,361 | \$5,870 | \$6,704 | \$6,925 | \$9,314 | \$11,696 | |
| 60x192 | 3 | 30 | 1GEOREA692- | \$4,965 | \$5,210 | \$5,126 | \$5,369 | \$5,877 | \$6,829 | \$7,051 | \$9,336 | \$11,822 | |
| 60x216 | 4 | 30 | 1GEOREA616- | \$6,314 | \$6,615 | \$6,466 | \$6,768 | \$7,403 | \$8,290 | \$8,566 | \$11,711 | \$14,300 | |
| 60x240 | 4 | 30 | 1GEOREA640- | \$6,326 | \$6,629 | \$6,471 | \$6,775 | \$7,411 | \$8,414 | \$8,690 | \$11,733 | \$14,424 | |
| 60x288 | 5 | 30 | 1GEOREA688- | 7,725 | \$8,091 | \$7,817 | \$8,182 | \$8,945 | \$10,310 | \$10,642 | \$14,196 | \$17,339 | |
| | | | | | | | | | | | | | |
| 72x144 | 3 | 42 | 1GEOREA7244- | 5,187 | \$5,734 | \$5,790 | \$6,014 | \$6,471 | \$7,727 | \$7,926 | \$9,906 | \$13,100 | |
| 72x168 | 3 | 42 | 1GEOREA7268- | 5,452 | \$6,051 | \$6,357 | \$6,630 | \$6,881 | \$9,173 | \$9,463 | \$11,160 | \$14,981 | |
| 72x192 | 3 | 42 | 1GEOREA7292- | 5,731 | \$6,461 | \$6,535 | \$6,834 | \$7,444 | \$9,118 | \$9,383 | \$11,710 | \$15,969 | |
| 72x216 | 4 | 42 | 1GEOREA7216- | 7,256 | \$8,054 | \$8,476 | \$8,841 | \$9,175 | \$12,193 | \$12,581 | \$14,858 | \$19,937 | |
| 72x240 | 4 | 42 | 1GEOREA7240- | 7,269 | \$8,068 | \$8,476 | \$8,841 | \$9,175 | \$12,230 | \$12,617 | \$14,880 | \$19,974 | |
| 72x288 | 5 | 42 | 1GEOREA7288- | 9,086 | \$10,085 | \$10,594 | \$11,051 | \$11,469 | \$15,288 | \$15,772 | \$18,600 | \$24,968 | |

Wood Edge Profiles



Add 8% for 2" x 1-1/4" profiles
Add 18% for 2" x 1-3/4" profiles

Geometry Rectangle Bases

Boat(A), Racetrack (O), Telewedge(TW) or Custom (CU) Shape Top

| | | | | |
|---|--|--|--|--|
| Grade 1 Laminate Options <ul style="list-style-type: none"> • Black • Designer White • Evening Tigris • Frosty White • Fusion Maple • Grey Nebula • Kensington Maple • Oiled Soapstone • Pewter Brush • Wild Cherry | Grade 2 Laminate Options Wilsonart: Standard Price -60 finish Formica: Standard Price -58 finish Nevarmar: Standard Price T or V finish Pionite: Standard Price N finish <div style="border: 1px solid black; padding: 2px;"> 3D Laminate: All Omnova surf(x) 3D colors </div> <i>Call or e-mail quotes@surfacetech.com for more info on standard price laminates or for pricing on non-standard laminates</i> | Veneer/Wood Edge Options Surfacetech stocks species of the following wood and veneer: <ul style="list-style-type: none"> • Oak • Maple • Cherry <i>Call or e-mail quotes@surfacetech.com for pricing on non-standard wood or veneer species</i> | Extras 12"H Laminate Stretchers (Includes set of 2 in between two bases) ...\$776 12"H Veneer Stretchers (Includes set of 2 in between two bases)\$989 12"H Laminate Trough with bottom access door (Includes one in between two bases) ...\$1,184 12"H Veneer Trough with bottom access door (Includes one in between two bases) ...\$1,501 Anti-Sag bar\$87 | Custom cut out NO CHARGE Custom Stain NO CHARGE Flat plate\$49 Grommet\$39 Self-Leveling Table locks\$190 (two-sides) Accent locks\$56 (two-halves) Undertable Wire Clips NO CHARGE |
| T-Mold Color Options <ul style="list-style-type: none"> • Black • Silver <i>Custom T-Mold, 3mm PVC and Stain options available. Call or e-mail for pricing.</i> | 3mm PVC Color Options <ul style="list-style-type: none"> • Black* • Brown • Champagne • Evening Tigris • Frosty White* • Graphite • Graphite Nebula • Empire Mahogany • Silver Grey* • Bannister Oak • Wild Cherry* • Cafelle • Columbian Walnut • Fusion Maple* • Aluminum (add 20% per top) *Grade 1 3mm Options | Standard Stain Options <ul style="list-style-type: none"> • Bannister Oak on Oak • Columbian Walnut on Cherry • Empire Mahogany on Cherry • Versailles Anigre on Cherry • Wild Cherry on Cherry • Cafelle on Cherry • Fusion Maple on Maple | | |

BOAT(A), RACETRACK(O), TELEWEDGE(TW) or CUSTOM(CU)

| No. of Bases | Base Width | Model Code | 3mm | | Self Edge 2/ | | 1-1/4"x 1-1/4" | | 1-1/4"x 1-1/4" | | Veneer with | | 3D Laminate (-3D) | Butcher Block (-BB) |
|--------------|------------|--------------|-----------------|-----------------|---------------------------|--------------------------|----------------------------|----------------------------|----------------------------|-------------------------------|----------------------------------|--|-------------------|---------------------|
| | | | Grade 1 (-LVE1) | Grade 2 (-LVE2) | Self Edge Grade 1 (-LSE1) | 3mm Knife (-LSE2/ LVEKN) | 3mm Knife Painted (LVEKNP) | Wood edges Grade 1 (-LWE1) | Wood edges Grade 2 (-LWE2) | Veneer with 3mm Veneer (-VSE) | 1-1/4"x 1-1/4" Wood edges (-VWE) | | | |
| 84x144 | 3 | 1GEOREA8444- | 5,903 | \$6,519 | \$6,494 | \$6,788 | \$7,398 | \$8,583 | \$8,849 | \$11,568 | \$14,889 | | | |
| 84x168 | 3 | 1GEOREA8468- | 5,821 | \$6,420 | \$6,726 | \$6,999 | \$7,250 | \$9,542 | \$9,832 | \$11,589 | \$15,410 | | | |
| 84x192 | 3 | 1GEOREA8492- | 6,562 | \$7,384 | \$7,350 | \$7,743 | \$8,557 | \$10,136 | \$10,490 | \$13,783 | \$18,211 | | | |
| 84x216 | 4 | 1GEOREA8416- | 8,319 | \$9,231 | \$9,523 | \$10,004 | \$10,593 | \$13,056 | \$13,499 | \$17,474 | \$22,627 | | | |
| 84x240 | 4 | 1GEOREA8440- | 8,332 | \$9,245 | \$9,523 | \$10,004 | \$10,593 | \$13,093 | \$13,536 | \$17,496 | \$22,664 | | | |
| 84x288 | 5 | 1GEOREA8488- | 10,415 | \$11,556 | \$11,904 | \$12,506 | \$13,241 | \$16,366 | \$16,919 | \$21,870 | \$28,330 | | | |
| 96x144 | 3 | 1GEOREA9644- | 6,104 | \$6,723 | \$6,684 | \$6,983 | \$7,593 | \$8,928 | \$9,193 | \$11,817 | \$15,266 | | | |
| 96x168 | 3 | 1GEOREA9668- | 6,451 | \$7,138 | \$7,333 | \$7,698 | \$8,139 | \$10,191 | \$10,523 | \$13,370 | \$17,402 | | | |
| 96x192 | 3 | 1GEOREA9692- | 6,770 | \$7,595 | \$7,543 | \$7,941 | \$8,755 | \$10,535 | \$10,889 | \$14,042 | \$18,642 | | | |
| 96x216 | 4 | 1GEOREA9616- | 8,588 | \$9,503 | \$9,777 | \$10,264 | \$10,852 | \$13,552 | \$13,994 | \$17,805 | \$23,167 | | | |
| 96x240 | 4 | 1GEOREA9640- | 8,601 | \$9,517 | \$9,777 | \$10,264 | \$10,852 | \$13,588 | \$14,031 | \$17,827 | \$23,203 | | | |
| 96x288 | 5 | 1GEOREA9688- | 10,006 | \$11,005 | \$11,514 | \$11,971 | \$12,389 | \$16,208 | \$16,692 | \$19,675 | \$26,043 | | | |

