

Base Options (Per Base)

- Taller Height (Up to 42")\$170
- Shorter Height\$95
- Wire Management Channel\$189
- Plinth/Toe Kick\$179

Call or e-mail quotes@surfacetech.com for other custom options.

Laminate Base Only:

- 18"\$496 list
- 24"\$539 list
- 30"\$581 list
- 36"\$623 list
- 42"\$666 list
- 48"\$708 list
- 54"\$751 list
- 60"\$793 list

Veneer Base Only:

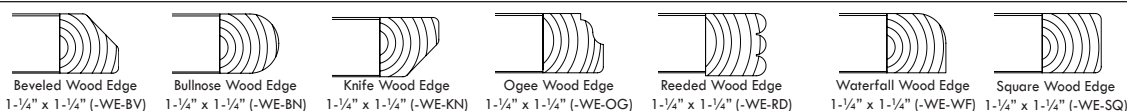
- 18"\$582 list
- 24"\$641 list
- 30"\$700 list
- 36"\$760 list
- 42"\$819 list
- 48"\$878 list
- 54"\$937 list
- 60"\$997 list

<p>Grade 1 Laminate Options</p> <ul style="list-style-type: none"> • Black • Designer White • Fashion Grey • Frosty White • Fusion Maple • Grey Nebula • Kensington Maple • Oiled Soapstone • Shadow • Wild Cherry 	<p>Grade 2 Laminate Options</p> <p>Wilsonart: Standard Price -60 finish Formica: Standard Price -58 finish Nevamar: Standard Price T or V finish Pionite: Standard Price N finish</p> <div style="border: 1px solid black; padding: 2px; margin: 5px 0;"> <p>3D Laminate: All Omnova surf(x) 3D colors</p> </div> <p>Call or e-mail quotes@surfacetech.com for more info on standard price laminates or for pricing on non-standard laminates</p>	<p>Veneer/Wood Edge Options</p> <p>Surfacetech stocks species of the following wood and veneer:</p> <ul style="list-style-type: none"> • Oak • Maple • Cherry <p>Call or e-mail quotes@surfacetech.com for pricing on non-standard wood or veneer species</p>
<p>T-Mold Color Options</p> <ul style="list-style-type: none"> • Black • Silver <p>Custom T-Mold, 3mm PVC and Stain options available. Call or e-mail for pricing.</p>	<p>3mm PVC Color Options</p> <ul style="list-style-type: none"> • Black* • Brown • Champagne • Evening Tigris • Frosty White* • Graphite 	<p>Standard Stain Options</p> <ul style="list-style-type: none"> • Bannister Oak on Oak • Columbian Walnut on Cherry • Empire Mahogany on Cherry • Versaille Anigre on Cherry • Wild Cherry on Cherry • Caffele on Cherry • Fusion Maple on Maple

RECTANGLES METAL STRETCHERS

No. of Bases	Stretcher Length	Stretcher Quantity	Base Width	Model Code	3mm		Self Edge	Self Edge 2/	3mm Knife	3mm Knife	1-1/4" x 1-1/4"	1-1/4" x 1-1/4"	Veneer with	
					Grade 1 (-LVE1)	Grade 2 (-LVE2)	Grade 1 (-LSE1)	3mm Knife (-LSE2/ LVEKN)	Painted (LVEKNP)	Wood edges Grade 1 (-LWE1)	Wood edges Grade 2 (-LWE2)	3mm Veneer (-VSE)	Veneer Wood edges (-VWE)	
30x60	2	34	2	18	1GEOEM360-	\$1,528	\$1,570	\$1,636	\$1,677	\$1,756	\$2,050	\$2,084	\$2,424	\$3,281
30x72	2	34	2	18	1GEOEM372-	\$1,569	\$1,618	\$1,672	\$1,722	\$1,817	\$2,124	\$2,166	\$2,560	\$3,447
30x84	2	46	2	18	1GEOEM384-	\$1,643	\$1,707	\$1,743	\$1,808	\$1,935	\$2,232	\$2,288	\$2,821	\$3,737
30x96	2	58	2	18	1GEOEM396-	\$1,650	\$1,714	\$1,745	\$1,812	\$1,939	\$2,262	\$2,317	\$2,831	\$3,766
30x108	2	58	2	18	1GEOEM308-	\$1,724	\$1,803	\$1,816	\$1,898	\$2,056	\$2,392	\$2,461	\$3,092	\$4,079
30x120	2	70	2	18	1GEOEM320-	\$1,730	\$1,811	\$1,818	\$1,901	\$2,060	\$2,410	\$2,479	\$3,103	\$4,096
36x60	2	34	2	18	1GEOEM460-	\$1,580	\$1,629	\$1,684	\$1,732	\$1,828	\$2,129	\$2,170	\$2,554	\$3,437
36x72	2	34	2	18	1GEOEM472-	\$1,630	\$1,688	\$1,730	\$1,788	\$1,903	\$2,218	\$2,267	\$2,715	\$3,632
36x84	2	46	2	18	1GEOEM484-	\$1,701	\$1,776	\$1,797	\$1,873	\$2,026	\$2,349	\$2,416	\$3,026	\$3,976
36x96	2	58	2	18	1GEOEM496-	\$1,707	\$1,784	\$1,800	\$1,877	\$2,030	\$2,384	\$2,450	\$3,037	\$4,010
36x108	2	58	2	18	1GEOEM408-	\$1,795	\$1,889	\$1,884	\$1,980	\$2,170	\$2,542	\$2,625	\$3,348	\$4,381
36x120	2	70	2	18	1GEOEM420-	\$1,802	\$1,896	\$1,887	\$1,983	\$2,174	\$2,560	\$2,643	\$3,359	\$4,399
42x60	2	34	2	18	1GEOEM560-	\$1,637	\$1,700	\$1,738	\$1,800	\$1,927	\$2,203	\$2,258	\$2,810	\$4,320
42x72	2	34	2	18	1GEOEM572-	\$1,698	\$1,773	\$1,795	\$1,870	\$2,022	\$2,307	\$2,373	\$3,021	\$4,704
42x84	2	46	2	18	1GEOEM584-	\$1,813	\$1,911	\$1,907	\$2,005	\$2,208	\$2,465	\$2,553	\$3,432	\$5,441
42x96	2	58	2	18	1GEOEM596-	\$1,820	\$1,918	\$1,909	\$2,009	\$2,212	\$2,514	\$2,603	\$3,442	\$5,473
42X108	2	58	2	18	1GEOEM508-	\$1,935	\$2,057	\$2,021	\$2,144	\$2,398	\$2,712	\$2,823	\$3,853	\$6,250
42X120	2	70	2	18	1GEOEM520-	\$1,941	\$2,064	\$2,023	\$2,148	\$2,402	\$2,766	\$2,876	\$3,864	\$6,285
48x60	2	34	2	24	1GEOEM660-	\$1,726	\$1,879	\$1,824	\$1,886	\$2,013	\$2,320	\$2,376	\$2,933	\$3,857
48x72	2	34	2	24	1GEOEM672-	\$1,787	\$1,968	\$1,881	\$1,956	\$2,108	\$2,420	\$2,486	\$3,144	\$4,102
48x84	2	46	2	24	1GEOEM684-	\$1,902	\$2,139	\$1,993	\$2,091	\$2,294	\$2,582	\$2,671	\$3,555	\$4,555
48x96	2	58	2	24	1GEOEM696-	\$1,909	\$2,146	\$1,995	\$2,095	\$2,298	\$2,636	\$2,724	\$3,566	\$4,609
48x108	2	58	2	24	1GEOEM608-	\$2,024	\$2,318	\$2,107	\$2,230	\$2,484	\$2,798	\$2,909	\$3,977	\$5,062
48x120	2	70	2	24	1GEOEM620-	\$2,030	\$2,325	\$2,109	\$2,234	\$2,488	\$2,852	\$2,962	\$3,988	\$5,115
48x144	3	46	4	24	1GEOEM644-	\$3,211	\$3,397	\$3,223	\$3,372	\$3,677	\$4,107	\$4,240	\$5,647	\$7,369
48x168	3	58	4	24	1GEOEM668-	\$3,497	\$3,740	\$3,446	\$3,643	\$4,049	\$4,433	\$4,610	\$6,469	\$8,277
48x192	3	70	4	24	1GEOEM692-	\$3,509	\$3,754	\$3,451	\$3,650	\$4,057	\$4,523	\$4,700	\$6,491	\$8,367
48x216	4	70,46	4,2	24	1GEOEM616-	\$4,499	\$4,800	\$4,378	\$4,624	\$5,133	\$5,552	\$5,773	\$8,118	\$10,079
48x240	4	58,70	4,2	24	1GEOEM640-	\$4,511	\$4,814	\$4,383	\$4,632	\$5,140	\$5,622	\$5,844	\$8,140	\$10,150
48x288	4	82, 70	4,2	24	1GEOEM688-	\$4,847	\$5,213	\$4,611	\$4,910	\$5,520	\$6,639	\$6,904	\$9,038	\$11,748

Wood Edge Profiles



Add 8% for 2" x 1-1/4" profiles
 Add 18% for 2" x 1-3/4" profiles

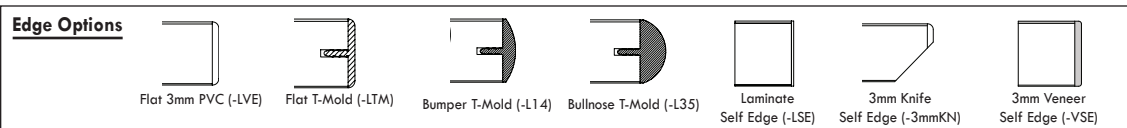
Geometry End Panel Bases

Rectangle Metal Stretchers

Grade 1 Laminate Options <ul style="list-style-type: none"> • Black • Designer White • Evening Tigris • Frosty White • Fusion Maple • Grey Nebula • Kensington Maple • Oiled Soapstone • Pewter Brush • Wild Cherry 	Grade 2 Laminate Options Wilsonart: Standard Price -60 finish Formica: Standard Price -58 finish Nevamar: Standard Price T or V finish Pionite: Standard Price N finish 3D Laminate: All Omnova surf(x) 3D colors Call or e-mail quotes@surfacetech.com for more info on standard price laminates or for pricing on non-standard laminates	Veneer/Wood Edge Options Surfacetech stocks species of the following wood and veneer: <ul style="list-style-type: none"> • Oak • Maple • Cherry Call or e-mail quotes@surfacetech.com for pricing on non-standard wood or veneer species	Anti-Sag bar\$87 Custom cut outNO CHARGE Custom StainNO CHARGE Flat plate\$49 Grommet\$39 Self-Leveling Table locks\$190 (two-sides) Accent locks\$56 (two-halves) Undertable Wire ClipsNO CHARGE
T-Mold Color Options <ul style="list-style-type: none"> • Black • Silver Custom T-Mold, 3mm PVC and Stain options available. Call or e-mail for pricing.	3mm PVC Color Options <ul style="list-style-type: none"> • Black* • Brown • Champagne • Evening Tigris • Frosty White* • Graphite 	Standard Stain Options <ul style="list-style-type: none"> • Bannister Oak on Oak • Columbian Walnut on Cherry • Empire Mahogany on Cherry • Versailles Anigre on Cherry • Wild Cherry on Cherry • Caffele on Cherry • Fusion Maple on Maple 	

RECTANGLES METAL STRETCHERS

No. of Bases	Stretcher Length	Stretcher Quantity	Base Width	Model Code	3mm	3mm Grade	Self Edge	Self Edge 2/	3mm Knife	1-1/4"x 1-1/4"	1-1/4"x 1-1/4"	Veneer with		
					Grade 1 (-LVE1)	2 (-LVE2)	Grade 1 (-LSE1)	3mm Knife (-LSE2/LVEKN)	3mm Knife Painted (LVEKNP)	Wood edges Grade 1 (-LWE1)	Wood edges Grade 2 (-LWE2)	3mm Veneer (-VSE)	Wood edges Veneer (-VWE)	
54x60	2	34	2	30	1GEOEM5460-	\$1,882	\$1,959	\$1,976	\$2,052	\$2,211	\$2,601	\$2,670	\$3,307	\$4,230
54x72	2	34	2	30	1GEOEM5472-	\$1,956	\$2,049	\$2,047	\$2,138	\$2,329	\$2,762	\$2,859	\$3,568	\$4,623
54x84	2	46	2	30	1GEOEM5484-	\$2,099	\$2,220	\$2,186	\$2,306	\$2,560	\$2,855	\$2,966	\$4,079	\$5,153
54x96	2	58	2	30	1GEOEM5496-	\$2,105	\$2,227	\$2,188	\$2,310	\$2,564	\$2,918	\$3,029	\$4,089	\$5,216
54x108	2	58	2	30	1GEOEM5408-	\$2,248	\$2,398	\$2,327	\$2,478	\$2,796	\$3,116	\$3,255	\$4,600	\$5,778
54x120	2	70	2	30	1GEOEM5420-	\$2,254	\$2,405	\$2,330	\$2,482	\$2,799	\$3,179	\$3,317	\$4,611	\$5,840
54x144	3	46	4	30	1GEOEM5444-	\$3,161	\$3,516	\$3,513	\$3,695	\$4,076	\$4,734	\$4,900	\$6,435	\$8,484
54x168	3	58	4	30	1GEOEM5468-	\$3,392	\$3,858	\$3,791	\$4,031	\$4,540	\$5,151	\$5,372	\$7,457	\$9,627
54x192	3	70	4	30	1GEOEM5492-	\$3,404	\$3,873	\$3,795	\$4,039	\$4,547	\$5,276	\$5,497	\$7,479	\$9,753
54x216	4	70,46	4,2	30	1GEOEM5416-	\$4,381	\$4,961	\$4,819	\$5,121	\$5,756	\$6,419	\$6,696	\$9,366	\$11,742
54x240	4	58,70	4,2	30	1GEOEM5440-	\$4,394	\$4,975	\$4,824	\$5,128	\$5,764	\$6,543	\$6,820	\$9,387	\$11,866
54x288	4	82, 70	4,2	30	1GEOEM5488-	\$4,668	\$5,370	\$5,107	\$5,472	\$6,235	\$7,377	\$7,708	\$10,490	\$13,426
60x72	2	34	2	30	1GEOEM772-	\$1,959	\$2,052	\$2,047	\$2,138	\$2,329	\$2,772	\$2,868	\$3,573	\$4,633
60x84	2	46	2	30	1GEOEM784-	\$2,102	\$2,223	\$2,186	\$2,306	\$2,560	\$2,864	\$2,975	\$4,084	\$5,162
60x96	2	58	2	30	1GEOEM796-	\$2,108	\$2,230	\$2,188	\$2,310	\$2,564	\$2,927	\$3,038	\$4,095	\$5,225
60x108	2	58	2	30	1GEOEM708-	\$2,251	\$2,402	\$2,327	\$2,478	\$2,796	\$3,126	\$3,264	\$4,606	\$5,787
60x120	2	70	2	30	1GEOEM720-	\$2,257	\$2,409	\$2,330	\$2,482	\$2,799	\$3,188	\$3,326	\$4,617	\$5,849
60x144	3	46	4	30	1GEOEM744-	\$3,337	\$3,523	\$3,513	\$3,695	\$4,076	\$4,744	\$4,909	\$6,446	\$8,493
60x168	3	58	4	30	1GEOEM768-	\$3,623	\$3,866	\$3,791	\$4,031	\$4,540	\$5,160	\$5,381	\$7,468	\$9,636
60x192	3	70	4	30	1GEOEM792-	\$3,635	\$3,880	\$3,795	\$4,039	\$4,547	\$5,285	\$5,507	\$7,490	\$9,762
60x216	4	70,46	4,2	30	1GEOEM716-	\$4,667	\$4,968	\$4,819	\$5,121	\$5,756	\$6,428	\$6,705	\$9,376	\$11,751
60x240	4	58,70	4,2	30	1GEOEM740-	\$4,679	\$4,982	\$4,824	\$5,128	\$5,764	\$6,553	\$6,829	\$9,398	\$11,875
60x288	4	82, 70	4,2	30	1GEOEM788-	\$5,015	\$5,381	\$5,107	\$5,472	\$6,235	\$7,386	\$7,718	\$10,507	\$13,436
72x144	3	46	4	42	1GEOEM7244-	\$3,960	\$4,503	\$2,328	\$2,328	\$2,328	\$2,328	\$2,328	\$2,787	\$10,751
72x168	3	58	4	42	1GEOEM7268-	\$4,225	\$4,503	\$2,328	\$2,328	\$2,328	\$2,328	\$2,328	\$2,787	\$11,990
72x192	3	70	4	42	1GEOEM7292-	\$4,504	\$5,228	\$2,328	\$2,328	\$2,328	\$2,328	\$2,328	\$2,787	\$13,406
72x216	4	70,46	4,2	42	1GEOEM7216-	\$5,675	\$6,045	\$3,159	\$3,159	\$3,159	\$3,159	\$3,159	\$3,771	\$16,004
72x240	4	58,70	4,2	42	1GEOEM7240-	\$5,688	\$6,059	\$3,159	\$3,159	\$3,159	\$3,159	\$3,159	\$3,771	\$16,041
72x288	4	82, 70	4,2	42	1GEOEM7288-	\$6,320	\$6,784	\$3,159	\$3,159	\$3,159	\$3,159	\$3,159	\$3,771	\$19,109



Base Options (Per Base)

- Taller Height (Up to 42")\$170
- Shorter Height\$95
- Wire Management Channel\$189
- Plinth/Toe Kick\$179

Call or e-mail quotes@surfacotech.com for other custom options.

Laminate Base Only:

- 18"\$496 list
- 24"\$539 list
- 30"\$581 list
- 36"\$623 list
- 42"\$666 list
- 48"\$708 list
- 54"\$751 list
- 60"\$793 list

Veneer Base Only:

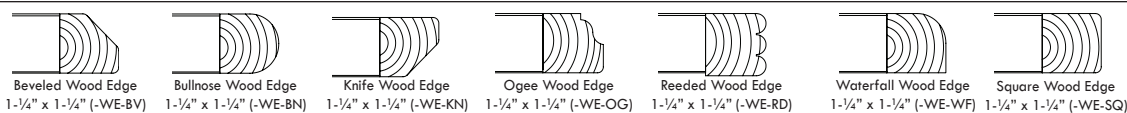
- 18"\$582 list
- 24"\$641 list
- 30"\$700 list
- 36"\$760 list
- 42"\$819 list
- 48"\$878 list
- 54"\$937 list
- 60"\$997 list

<p>Grade 1 Laminate Options</p> <ul style="list-style-type: none"> • Black • Designer White • Fashion Grey • Frosty White • Fusion Maple • Grey Nebula • Kensington Maple • Oiled Soapstone • Shadow • Wild Cherry 	<p>Grade 2 Laminate Options</p> <p>Wilsonart: Standard Price -60 finish Formica: Standard Price -58 finish Nevamar: Standard Price T or V finish Pionite: Standard Price N finish</p> <div style="border: 1px solid black; padding: 2px; margin: 5px 0;"> <p>3D Laminate: All Omnova surf(x) 3D colors</p> </div> <p>Call or e-mail quotes@surfacotech.com for more info on standard price laminates or for pricing on non-standard laminates</p>	<p>Veneer/Wood Edge Options</p> <p>Surfacetech stocks species of the following wood and veneer:</p> <ul style="list-style-type: none"> • Oak • Maple • Cherry <p>Call or e-mail quotes@surfacotech.com for pricing on non-standard wood or veneer species</p>
<p>T-Mold Color Options</p> <ul style="list-style-type: none"> • Black • Silver <p>Custom T-Mold, 3mm PVC and Stain options available. Call or e-mail for pricing.</p>	<p>3mm PVC Color Options</p> <ul style="list-style-type: none"> • Black* • Brown • Champagne • Evening Tigris • Frosty White* • Graphite 	<p>Standard Stain Options</p> <ul style="list-style-type: none"> • Bannister Oak on Oak • Columbian Walnut on Cherry • Empire Mahogany on Cherry • Versaille Anigre on Cherry • Wild Cherry on Cherry • Cafelle on Cherry • Fusion Maple on Maple

RECTANGLES METAL STRETCHERS

No. of Bases	Stretcher Length	Stretcher Quantity	Base Width	Model Code	3mm		Self Edge 2/	3mm Knife	3mm Knife	1-1/4" x 1-1/4"	1-1/4" x 1-1/4"	Veneer with			
					Grade 1 (-LVE1)	Grade 2 (-LVE2)	Grade 1 (-LSE1)	(-LSE2/LVEKN)	Painted (LVEKNP)	Wood edges Grade 1 (-LWE1)	Wood edges Grade 2 (-LWE2)	3mm Veneer (-VSE)	Wood edges Veneer (-VWE)		
84x144	3	46	4	54	1GEOEM8444-	\$4,561	\$5,272	\$2,583	\$2,583	\$2,583	\$2,583	\$2,583	\$2,583	\$3,141	\$12,465
84x168	3	58	4	54	1GEOEM8468-	\$4,908	\$5,272	\$2,583	\$2,583	\$2,583	\$2,583	\$2,583	\$2,583	\$3,141	\$13,932
84x192	3	70	4	54	1GEOEM8492-	\$5,221	\$6,168	\$2,583	\$2,583	\$2,583	\$2,583	\$2,583	\$2,583	\$3,141	\$15,573
84x216	4	70,46	4,2	54	1GEOEM8416-	\$6,586	\$7,070	\$3,499	\$3,499	\$3,499	\$3,499	\$3,499	\$3,499	\$4,243	\$18,594
84x240	4	58,70	4,2	54	1GEOEM8440-	\$6,599	\$7,084	\$3,499	\$3,499	\$3,499	\$3,499	\$3,499	\$3,499	\$4,243	\$18,631
84x288	4	82, 70	4,2	54	1GEOEM8488-	\$7,374	\$7,980	\$3,499	\$3,499	\$3,499	\$3,499	\$3,499	\$3,499	\$4,243	\$22,228
96x144	3	46	4	60	1GEOEM9644-	\$4,706	\$5,419	\$2,709	\$2,709	\$2,709	\$2,709	\$2,709	\$2,709	\$3,321	\$12,806
96x168	3	58	4	60	1GEOEM9668-	\$5,053	\$5,419	\$2,709	\$2,709	\$2,709	\$2,709	\$2,709	\$2,709	\$3,321	\$14,300
96x192	3	70	4	60	1GEOEM9692-	\$5,372	\$6,322	\$2,709	\$2,709	\$2,709	\$2,709	\$2,709	\$2,709	\$3,321	\$15,968
96x216	4	70,46	4,2	60	1GEOEM9616-	\$6,779	\$7,266	\$3,667	\$3,667	\$3,667	\$3,667	\$3,667	\$3,667	\$4,483	\$19,086
96x240	4	58,70	4,2	60	1GEOEM9640-	\$6,792	\$7,280	\$3,667	\$3,667	\$3,667	\$3,667	\$3,667	\$3,667	\$4,483	\$19,122
96x288	4	82, 70	4,2	60	1GEOEM9688-	\$8,287	\$9,040	\$3,667	\$3,667	\$3,667	\$3,667	\$3,667	\$3,667	\$4,483	\$25,593

Wood Edge Profiles



Add 8% for 2" x 1-1/4" profiles
 Add 18% for 2" x 1-3/4" profiles

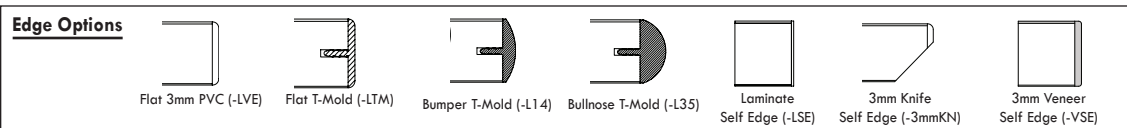
Geometry End Panel Bases

Boat(A), Racetrack (O), Telewedge(TW) or Custom (CU) Shape Top Metal Stretchers

Grade 1 Laminate Options <ul style="list-style-type: none"> • Black • Designer White • Evening Tigris • Frosty White • Fusion Maple • Grey Nebula • Kensington Maple • Oiled Soapstone • Pewter Brush • Wild Cherry 	Grade 2 Laminate Options Wilsonart: Standard Price -60 finish Formica: Standard Price -58 finish Nevamar: Standard Price T or V finish Pionite: Standard Price N finish 3D Laminate: All Omnova surf(x) 3D colors Call or e-mail quotes@surfacetech.com for more info on standard price laminates or for pricing on non-standard laminates	Veneer/Wood Edge Options Surfacetech stocks species of the following wood and veneer: <ul style="list-style-type: none"> • Oak • Maple • Cherry Call or e-mail quotes@surfacetech.com for pricing on non-standard wood or veneer species	Anti-Sag bar\$87 Custom cut outNO CHARGE Custom StainNO CHARGE Flat plate\$49 Grommet\$39 Self-Leveling Table locks\$190 (two-sides) Accent locks\$56 (two-halves) Undertable Wire ClipsNO CHARGE
T-Mold Color Options <ul style="list-style-type: none"> • Black • Silver Custom T-Mold, 3mm PVC and Stain options available. Call or e-mail for pricing.	3mm PVC Color Options <ul style="list-style-type: none"> • Black* • Brown • Champagne • Evening Tigris • Frosty White* • Graphite 	Standard Stain Options <ul style="list-style-type: none"> • Bannister Oak on Oak • Columbian Walnut on Cherry • Empire Mahogany on Cherry • Versailles Anigre on Cherry • Wild Cherry on Cherry • Cafelle on Cherry • Fusion Maple on Maple 	

BOAT(A), RACETRACK(O), TELEWEDGE(TW) OR CUSTOM(CU) METAL STRETCHERS

No. of Bases	Stretcher Length	Stretcher Quantity	Base Width	Model Code	3mm		Self Edge Grade 1 (-LSE1)	Self Edge 2/		1-1/4"x 1-1/4"		1-1/4"x 1-1/4"		Veneer with	
					Grade 1 (-LVE1)	Grade 2 (-LVE2)		3mm Knife (-LSE2/LVEKN)	3mm Knife Painted (LVEKNP)	Wood edges Grade 1 (-LWE1)	Wood edges Grade 2 (-LWE2)	3mm Veneer (-VSE)	Veneer with 1-1/4"x 1-1/4" Wood edges (-VWE)		
30x60	2	34	2	18	1GEOEMA360-	\$1,635	\$1,677	\$1,743	\$1,784	\$1,803	\$2,264	\$2,298	\$2,531	\$3,495	
30x72	2	34	2	18	1GEOEMA372-	\$1,676	\$1,725	\$1,779	\$1,829	\$1,863	\$2,338	\$2,380	\$2,667	\$3,661	
30x84	2	46	2	18	1GEOEMA384-	\$1,750	\$1,814	\$1,850	\$1,915	\$1,924	\$2,446	\$2,502	\$2,928	\$3,951	
30x96	2	58	2	18	1GEOEMA396-	\$1,757	\$1,821	\$1,852	\$1,919	\$2,042	\$2,476	\$2,531	\$2,938	\$3,980	
30x108	2	58	2	18	1GEOEMA308-	\$1,831	\$1,910	\$1,923	\$2,005	\$2,046	\$2,606	\$2,675	\$3,199	\$4,293	
30x120	2	70	2	18	1GEOEMA320-	\$1,837	\$1,918	\$1,925	\$2,008	\$2,163	\$2,624	\$2,693	\$3,210	\$4,310	
36x60	2	34	2	18	1GEOEMA460-	\$1,637	\$1,736	\$1,791	\$1,839	\$1,935	\$2,343	\$2,384	\$2,661	\$3,651	
36x72	2	34	2	18	1GEOEMA472-	\$1,687	\$1,795	\$1,837	\$1,895	\$2,010	\$2,432	\$2,481	\$2,822	\$3,846	
36x84	2	46	2	18	1GEOEMA484-	\$1,737	\$1,883	\$1,904	\$1,980	\$2,133	\$2,563	\$2,630	\$3,133	\$4,190	
36x96	2	58	2	18	1GEOEMA496-	\$1,808	\$1,891	\$1,907	\$1,984	\$2,137	\$2,598	\$2,664	\$3,144	\$4,224	
36x108	2	58	2	18	1GEOEMA408-	\$1,814	\$1,996	\$1,991	\$2,087	\$2,277	\$2,756	\$2,839	\$3,455	\$4,595	
36x120	2	70	2	18	1GEOEMA420-	\$1,902	\$2,003	\$1,994	\$2,090	\$2,281	\$2,774	\$2,857	\$3,466	\$4,613	
42x60	2	34	2	18	1GEOEMA560-	\$1,744	\$1,807	\$1,845	\$1,907	\$2,034	\$2,417	\$2,472	\$2,917	\$4,534	
42x72	2	34	2	18	1GEOEMA572-	\$1,805	\$1,880	\$1,902	\$1,977	\$2,129	\$2,521	\$2,587	\$3,128	\$4,918	
42x84	2	46	2	18	1GEOEMA584-	\$1,920	\$2,018	\$2,014	\$2,112	\$2,315	\$2,679	\$2,767	\$3,539	\$5,655	
42x96	2	58	2	18	1GEOEMA596-	\$1,927	\$2,025	\$2,016	\$2,116	\$2,319	\$2,728	\$2,817	\$3,549	\$5,687	
42X108	2	58	2	18	1GEOEMA508-	\$2,042	\$2,164	\$2,128	\$2,251	\$2,505	\$2,926	\$3,037	\$3,960	\$6,464	
42X120	2	70	2	18	1GEOEMA520-	\$2,048	\$2,171	\$2,130	\$2,255	\$2,509	\$2,980	\$3,090	\$3,971	\$6,499	
48x60	2	34	2	24	1GEOEMA660-	\$1,833	\$1,897	\$1,931	\$1,993	\$2,120	\$2,534	\$2,590	\$3,040	\$4,071	
48x72	2	34	2	24	1GEOEMA672-	\$1,894	\$1,969	\$1,988	\$2,063	\$2,215	\$2,634	\$2,700	\$3,251	\$4,316	
48x84	2	46	2	24	1GEOEMA684-	\$2,009	\$2,108	\$2,100	\$2,198	\$2,401	\$2,796	\$2,885	\$3,662	\$4,769	
48x96	2	58	2	24	1GEOEMA696-	\$2,016	\$2,115	\$2,102	\$2,202	\$2,405	\$2,850	\$2,938	\$3,673	\$4,823	
48x108	2	58	2	24	1GEOEMA608-	\$2,131	\$2,253	\$2,214	\$2,337	\$2,591	\$3,012	\$3,123	\$4,084	\$5,276	
48x120	2	70	2	24	1GEOEMA620-	\$2,137	\$2,260	\$2,216	\$2,341	\$2,595	\$3,066	\$3,176	\$4,095	\$5,329	
48x144	3	46	4	24	1GEOEMA644-	\$3,249	\$3,400	\$3,437	\$3,586	\$3,891	\$4,535	\$4,668	\$5,861	\$7,797	
48x168	3	58	4	24	1GEOEMA668-	\$3,480	\$3,677	\$3,660	\$3,857	\$4,263	\$4,861	\$5,038	\$6,683	\$8,705	
48x192	3	70	4	24	1GEOEMA692-	\$3,492	\$3,691	\$3,665	\$3,864	\$4,271	\$4,951	\$5,128	\$6,705	\$8,795	
48x216	4	70,46	4,2	24	1GEOEMA616-	\$4,427	\$4,672	\$4,592	\$4,838	\$5,347	\$5,980	\$6,201	\$8,332	\$10,507	
48x240	4	58,70	4,2	24	1GEOEMA640-	\$4,440	\$4,686	\$4,597	\$4,846	\$5,354	\$6,050	\$6,272	\$8,354	\$10,578	
48x288	4	82, 70	4,2	24	1GEOEMA688-	\$4,714	\$5,012	\$4,825	\$5,124	\$5,734	\$7,067	\$7,332	\$9,252	\$12,176	



Base Options (Per Base)

- Taller Height (Up to 42")\$170
- Shorter Height\$95
- Wire Management Channel\$189
- Plinth/Toe Kick\$179

Call or e-mail quotes@surfacotech.com for other custom options.

Laminate Base Only:

- 18"\$496 list
- 24"\$539 list
- 30"\$581 list
- 36"\$623 list
- 42"\$666 list
- 48"\$708 list
- 54"\$751 list
- 60"\$793 list

Veneer Base Only:

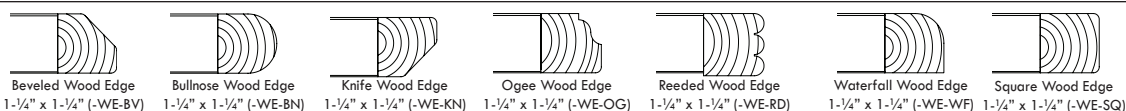
- 18"\$582 list
- 24"\$641 list
- 30"\$700 list
- 36"\$760 list
- 42"\$819 list
- 48"\$878 list
- 54"\$937 list
- 60"\$997 list

<p>Grade 1 Laminate Options</p> <ul style="list-style-type: none"> • Black • Designer White • Fashion Grey • Frosty White • Fusion Maple • Grey Nebula • Kensington Maple • Oiled Soapstone • Shadow • Wild Cherry 	<p>Grade 2 Laminate Options</p> <p>Wilsonart: Standard Price -60 finish Formica: Standard Price -58 finish Nevamar: Standard Price T or V finish Pionite: Standard Price N finish</p> <p style="border: 1px solid black; padding: 2px;">3D Laminate: All Omnova surf(x) 3D colors</p> <p>Call or e-mail quotes@surfacotech.com for more info on standard price laminates or for pricing on non-standard laminates</p>	<p>Veneer/Wood Edge Options</p> <p>Surfacetech stocks species of the following wood and veneer:</p> <ul style="list-style-type: none"> • Oak • Maple • Cherry <p>Call or e-mail quotes@surfacotech.com for pricing on non-standard wood or veneer species</p>
<p>T-Mold Color Options</p> <ul style="list-style-type: none"> • Black • Silver <p>Custom T-Mold, 3mm PVC and Stain options available. Call or e-mail for pricing.</p>	<p>3mm PVC Color Options</p> <ul style="list-style-type: none"> • Black* • Brown • Champagne • Evening Tigris • Frosty White* • Graphite 	<p>Standard Stain Options</p> <ul style="list-style-type: none"> • Bannister Oak on Oak • Columbian Walnut on Cherry • Empire Mahogany on Cherry • Versailles Anigre on Cherry • Wild Cherry on Cherry • Caffele on Cherry • Fusion Maple on Maple

BOAT(A), RACETRACK(O), TELEWEDGE(TW) OR CUSTOM(CU) METAL STRETCHERS

No. of Bases	Stretcher Length	Stretcher Quantity	Base Width	Model Code	3mm		Self Edge	Self Edge 2/	3mm Knife	3mm Knife	1-1/4" x 1-1/4"	1-1/4" x 1-1/4"	Veneer with	
					Grade 1 (-LVE1)	Grade 2 (-LVE2)	Grade 1 (-LSE1)	3mm Knife (-LSE2/LVEKN)	Painted (LVEKNP)	Wood edges Grade 1 (-LWE1)	Wood edges Grade 2 (-LWE2)	3mm Veneer (-VSE)	Wood edges (-VWE)	
54x60	2	34	2	30	1GEOEMA5460-	\$1,989	\$2,066	\$2,190	\$2,266	\$2,318	\$3,029	\$3,098	\$3,521	\$4,658
54x72	2	34	2	30	1GEOEMA5472-	\$2,063	\$2,156	\$2,261	\$2,352	\$2,436	\$3,190	\$3,287	\$3,782	\$5,051
54x84	2	46	2	30	1GEOEMA5484-	\$2,206	\$2,327	\$2,400	\$2,520	\$2,667	\$3,283	\$3,394	\$4,293	\$5,581
54x96	2	58	2	30	1GEOEMA5496-	\$2,212	\$2,334	\$2,402	\$2,524	\$2,671	\$3,346	\$3,457	\$4,303	\$5,644
54x108	2	58	2	30	1GEOEMA5408-	\$2,355	\$2,505	\$2,541	\$2,692	\$2,903	\$3,544	\$3,683	\$4,814	\$6,206
54x120	2	70	2	30	1GEOEMA5420-	\$2,361	\$2,512	\$2,544	\$2,696	\$2,906	\$3,607	\$3,745	\$4,825	\$6,268
54x144	3	46	4	30	1GEOEMA5444-	\$3,545	\$3,730	\$3,727	\$3,909	\$4,290	\$5,162	\$5,328	\$6,649	\$8,912
54x168	3	58	4	30	1GEOEMA5468-	\$3,831	\$4,072	\$4,005	\$4,245	\$4,754	\$5,579	\$5,800	\$7,671	\$10,055
54x192	3	70	4	30	1GEOEMA5492-	\$3,843	\$4,087	\$4,009	\$4,253	\$4,761	\$5,704	\$5,925	\$7,693	\$10,181
54x216	4	70,46	4,2	30	1GEOEMA5416-	\$4,875	\$5,175	\$5,033	\$5,335	\$5,970	\$6,847	\$7,124	\$9,580	\$12,170
54x240	4	58,70	4,2	30	1GEOEMA5440-	\$4,887	\$5,189	\$5,038	\$5,342	\$5,978	\$6,971	\$7,248	\$9,601	\$12,294
54x288	4	82,70	4,2	30	1GEOEMA5488-	\$5,219	\$5,584	\$5,321	\$5,686	\$6,449	\$7,805	\$8,136	\$10,704	\$13,854
60x72	2	34	2	30	1GEOEMA672-	\$2,066	\$2,159	\$2,261	\$2,352	\$2,436	\$3,200	\$3,296	\$3,787	\$5,061
60x84	2	46	2	30	1GEOEMA684-	\$2,209	\$2,330	\$2,400	\$2,520	\$2,667	\$3,292	\$3,403	\$4,298	\$5,590
60x96	2	58	2	30	1GEOEMA696-	\$2,215	\$2,337	\$2,402	\$2,524	\$2,671	\$3,355	\$3,466	\$4,309	\$5,653
60x108	2	58	2	30	1GEOEMA608-	\$2,358	\$2,509	\$2,541	\$2,692	\$2,903	\$3,554	\$3,692	\$4,820	\$6,215
60x120	2	70	2	30	1GEOEMA620-	\$2,364	\$2,516	\$2,544	\$2,696	\$2,906	\$3,616	\$3,754	\$4,831	\$6,277
60x144	3	46	4	30	1GEOEMA644-	\$3,551	\$3,737	\$3,727	\$3,909	\$4,290	\$5,172	\$5,337	\$6,660	\$8,921
60x168	3	58	4	30	1GEOEMA668-	\$3,837	\$4,080	\$4,005	\$4,245	\$4,754	\$5,588	\$5,809	\$7,682	\$10,064
60x192	3	70	4	30	1GEOEMA692-	\$3,849	\$4,094	\$4,009	\$4,253	\$4,761	\$5,713	\$5,935	\$7,704	\$10,190
60x216	4	70,46	4,2	30	1GEOEMA616-	\$4,881	\$5,182	\$5,033	\$5,335	\$5,970	\$6,856	\$7,133	\$9,590	\$12,179
60x240	4	58,70	4,2	30	1GEOEMA640-	\$4,893	\$5,196	\$5,038	\$5,342	\$5,978	\$6,981	\$7,257	\$9,612	\$12,303
60x288	4	82,70	4,2	30	1GEOEMA688-	5,229	\$5,595	\$5,321	\$5,686	\$6,449	\$7,814	\$8,146	\$10,721	\$13,864
72x144	3	46	4	42	1GEOEMA7244-	3,960	\$4,507	\$4,563	\$4,787	\$5,244	\$6,500	\$6,699	\$8,199	\$11,393
72x168	3	58	4	42	1GEOEMA7268-	4,225	\$4,824	\$5,130	\$5,403	\$5,654	\$7,946	\$8,236	\$9,453	\$13,274
72x192	3	70	4	42	1GEOEMA7292-	4,504	\$5,234	\$5,308	\$5,607	\$6,217	\$7,891	\$8,156	\$10,003	\$14,262
72x216	4	70,46	4,2	42	1GEOEMA7216-	5,675	\$6,473	\$6,894	\$7,259	\$7,594	\$10,612	\$11,000	\$12,637	\$17,716
72x240	4	58,70	4,2	42	1GEOEMA7240-	5,688	\$6,487	\$6,894	\$7,259	\$7,594	\$10,649	\$11,036	\$12,659	\$17,753
72x288	4	82,70	4,2	42	1GEOEMA7288-	6,320	\$7,319	\$7,828	\$8,285	\$8,703	\$12,522	\$13,006	\$14,881	\$21,249

Wood Edge Profiles



Add 8% for 2" x 1-1/4" profiles
 Add 18% for 2" x 1-3/4" profiles

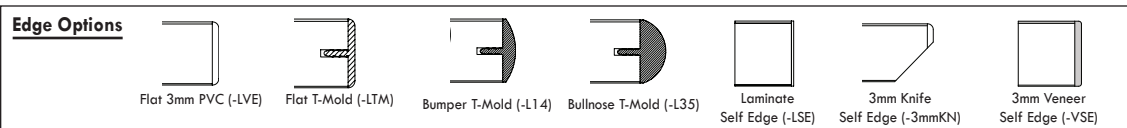
Geometry End Panel Bases

Boat(A). Racetrack (O), Telewedge(TW) or Custom (CU) Shape Top Metal Stretchers

Grade 1 Laminate Options <ul style="list-style-type: none"> • Black • Designer White • Evening Tigris • Frosty White • Fusion Maple • Grey Nebula • Kensington Maple • Oiled Soapstone • Pewter Brush • Wild Cherry 	Grade 2 Laminate Options Wilsonart: Standard Price -60 finish Formica: Standard Price -58 finish Nevamar: Standard Price T or V finish Pionite: Standard Price N finish <div style="border: 1px solid black; padding: 2px;"> 3D Laminate: All Omnova surf(x) 3D colors </div> Call or e-mail quotes@surfacetech.com for more info on standard price laminates or for pricing on non-standard laminates	Veneer/Wood Edge Options Surfacetech stocks species of the following wood and veneer: <ul style="list-style-type: none"> • Oak • Maple • Cherry Call or e-mail quotes@surfacetech.com for pricing on non-standard wood or veneer species	Anti-Sag bar\$87 Custom cut outNO CHARGE Custom StainNO CHARGE Flat plate\$49 Grommet\$39 Self-Leveling Table locks\$190 (two-sides) Accent locks\$56 (two-halves) Undertable Wire ClipsNO CHARGE
T-Mold Color Options <ul style="list-style-type: none"> • Black • Silver Custom T-Mold, 3mm PVC and Stain options available. Call or e-mail for pricing.	3mm PVC Color Options <ul style="list-style-type: none"> • Black* • Brown • Champagne • Evening Tigris • Frosty White* • Graphite 	Standard Stain Options <ul style="list-style-type: none"> • Bannister Oak on Oak • Columbian Walnut on Cherry • Empire Mahogany on Cherry • Versaille Anigre on Cherry • Wild Cherry on Cherry • Cafelle on Cherry • Fusion Maple on Maple 	

BOAT(A), RACETRACK(O), TELEWEDGE(TW) OR CUSTOM(CU) METAL STRETCHERS

No. of Bases	Stretcher Length	Stretcher Quantity	Base Width	Model Code	3mm		Self Edge Grade 1 (-LSE1)	Self Edge 2/ 3mm Knife (-LSE2/LVEKN)	3mm Knife Painted (LVEKNP)	1-1/4" x 1-1/4" Wood edges		1-1/4" x 1-1/4" Veneer with Wood edges		
					Grade 1 (-LVE1)	Grade 2 (-LVE2)				Grade 1 (-LWE1)	Grade 2 (-LWE2)	3mm Veneer (-VSE)	Wood edges (-VWE)	
84x144	3	46	4	54	1GEOEMA8444-	4,561	\$5,178	\$5,153	\$5,447	\$6,057	\$7,242	\$7,508	\$9,786	\$13,107
84x168	3	58	4	54	1GEOEMA8468-	4,480	\$5,079	\$5,385	\$5,658	\$5,909	\$8,201	\$8,491	\$9,807	\$13,628
84x192	3	70	4	54	1GEOEMA8492-	5,221	\$6,043	\$6,009	\$6,402	\$7,215	\$8,795	\$9,149	\$12,001	\$16,429
84x216	4	70,46	4,2	54	1GEOEMA8416-	6,586	\$7,498	\$7,790	\$8,271	\$8,860	\$11,323	\$11,766	\$15,153	\$20,306
84x240	4	58,70	4,2	54	1GEOEMA8440-	6,599	\$7,512	\$7,790	\$8,271	\$8,860	\$11,360	\$11,803	\$15,175	\$20,343
84x288	4	82, 70	4,2	54	1GEOEMA8488-	7,374	\$8,515	\$8,863	\$9,465	\$10,200	\$13,325	\$13,878	\$17,908	\$24,368
96x144	3	46	4	60	1GEOEMA9644-	4,706	\$5,325	\$5,286	\$5,585	\$6,195	\$7,530	\$7,795	\$9,999	\$13,448
96x168	3	58	4	60	1GEOEMA9668-	5,053	\$5,740	\$5,935	\$6,300	\$6,741	\$8,793	\$9,125	\$11,552	\$15,584
96x192	3	70	4	60	1GEOEMA9692-	5,372	\$6,197	\$6,145	\$6,543	\$7,357	\$9,137	\$9,491	\$12,224	\$16,824
96x216	4	70,46	4,2	60	1GEOEMA9616-	6,779	\$7,694	\$7,968	\$8,455	\$9,043	\$11,743	\$12,185	\$15,436	\$20,798
96x240	4	58,70	4,2	60	1GEOEMA9640-	6,792	\$7,708	\$7,968	\$8,455	\$9,043	\$11,779	\$12,222	\$15,458	\$20,834
96x288	4	82, 70	4,2	60	1GEOEMA9688-	6,828	\$7,827	\$8,336	\$8,793	\$9,211	\$13,030	\$13,514	\$15,593	\$21,961



Base Options (Per Base)

- Taller Height (Up to 42")\$170
- Shorter Height\$95
- Wire Management Channel\$189
- Plinth/Toe Kick\$179

Call or e-mail quotes@surfacetech.com for other custom options.

Laminate Base Only:

- 18"\$496 list
- 24"\$539 list
- 30"\$581 list
- 36"\$623 list
- 42"\$666 list
- 48"\$708 list
- 54"\$751 list
- 60"\$793 list

Veneer Base Only:

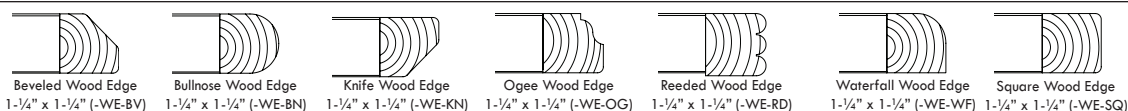
- 18"\$582 list
- 24"\$641 list
- 30"\$700 list
- 36"\$760 list
- 42"\$819 list
- 48"\$878 list
- 54"\$937 list
- 60"\$997 list

<p>Grade 1 Laminate Options</p> <ul style="list-style-type: none"> • Black • Designer White • Fashion Grey • Frosty White • Fusion Maple • Grey Nebula • Kensington Maple • Oiled Soapstone • Shadow • Wild Cherry 	<p>Grade 2 Laminate Options</p> <p>Wilsonart: Standard Price -60 finish Formica: Standard Price -58 finish Nevamar: Standard Price T or V finish Pionite: Standard Price N finish</p> <div style="border: 1px solid black; padding: 2px; margin: 5px 0;"> <p>3D Laminate: All Omnova surf(x) 3D colors</p> </div> <p>Call or e-mail quotes@surfacetech.com for more info on standard price laminates or for pricing on non-standard laminates</p>	<p>Veneer/Wood Edge Options</p> <p>Surfacetech stocks species of the following wood and veneer:</p> <ul style="list-style-type: none"> • Oak • Maple • Cherry <p>Call or e-mail quotes@surfacetech.com for pricing on non-standard wood or veneer species</p>
<p>T-Mold Color Options</p> <ul style="list-style-type: none"> • Black • Silver <p>Custom T-Mold, 3mm PVC and Stain options available. Call or e-mail for pricing.</p>	<p>3mm PVC Color Options</p> <ul style="list-style-type: none"> • Black* • Brown • Champagne • Evening Tigris • Frosty White* • Graphite 	<p>Standard Stain Options</p> <ul style="list-style-type: none"> • Bannister Oak on Oak • Columbian Walnut on Cherry • Empire Mahogany on Cherry • Versailles Anigre on Cherry • Wild Cherry on Cherry • Caffeine on Cherry • Fusion Maple on Maple

RECTANGLES LAMINATE/VENEER STRETCHERS

No. of Bases	Stretcher Length	Stretcher Quantity	Base Width	Model Code	3mm		Self Edge	Self Edge 2/	3mm Knife	3mm Knife	1-1/4" x 1-1/4"	1-1/4" x 1-1/4"	Veneer with	
					Grade 1 (-LVE1)	Grade 2 (-LVE2)	Grade 1 (-LSE1)	3mm Knife (-LSE2/ LVEKN)	Painted (LVEKNP)	Wood edges Grade 1 (-LWE1)	Wood edges Grade 2 (-LWE2)	3mm Veneer (-VSE)	Veneer with 1-1/4" x 1-1/4" Wood edges (-VWE)	
30x60	2	34	2	18	1GEOEL360-	\$2,237	\$2,279	\$2,345	\$2,386	\$2,465	\$2,759	\$2,793	\$3,133	\$3,990
30x72	2	34	2	18	1GEOEL372-	\$2,278	\$2,327	\$2,381	\$2,431	\$2,526	\$2,833	\$2,875	\$3,269	\$4,156
30x84	2	46	2	18	1GEOEL384-	\$2,444	\$2,508	\$2,544	\$2,609	\$2,736	\$3,033	\$3,089	\$3,622	\$4,538
30x96	2	58	2	18	1GEOEL396-	\$2,541	\$2,605	\$2,636	\$2,703	\$2,830	\$3,153	\$3,208	\$3,722	\$4,657
30x108	2	58	2	18	1GEOEL308-	\$2,615	\$2,695	\$2,707	\$2,789	\$2,947	\$3,283	\$3,352	\$3,983	\$4,970
30x120	2	70	2	18	1GEOEL320-	\$2,713	\$2,794	\$2,801	\$2,884	\$3,043	\$3,393	\$3,462	\$4,086	\$5,079
36x60	2	34	2	18	1GEOEL460-	\$2,289	\$2,338	\$2,393	\$2,441	\$2,537	\$2,838	\$2,879	\$3,263	\$4,146
36x72	2	34	2	18	1GEOEL472-	\$2,339	\$2,397	\$2,439	\$2,497	\$2,612	\$2,927	\$2,976	\$3,424	\$4,341
36x84	2	46	2	18	1GEOEL484-	\$2,502	\$2,577	\$2,598	\$2,674	\$2,827	\$3,151	\$3,217	\$3,827	\$4,777
36x96	2	58	2	18	1GEOEL496-	\$2,598	\$2,675	\$2,691	\$2,768	\$2,921	\$3,275	\$3,341	\$3,928	\$4,901
36x108	2	58	2	18	1GEOEL408-	\$2,686	\$2,780	\$2,775	\$2,871	\$3,061	\$3,433	\$3,516	\$4,239	\$5,272
36x120	2	70	2	18	1GEOEL420-	\$2,785	\$2,879	\$2,870	\$2,966	\$3,157	\$3,543	\$3,626	\$4,342	\$5,382
42x60	2	34	2	18	1GEOEL560-	\$2,346	\$2,409	\$2,447	\$2,509	\$2,636	\$2,912	\$2,967	\$3,519	\$5,029
42x72	2	34	2	18	1GEOEL572-	\$2,407	\$2,482	\$2,504	\$2,579	\$2,731	\$3,016	\$3,082	\$3,730	\$5,413
42x84	2	46	2	18	1GEOEL584-	\$2,614	\$2,712	\$2,708	\$2,806	\$3,009	\$3,266	\$3,354	\$4,233	\$6,242
42x96	2	58	2	18	1GEOEL596-	\$2,711	\$2,809	\$2,800	\$2,900	\$3,103	\$3,405	\$3,494	\$4,333	\$6,364
42X108	2	58	2	18	1GEOEL508-	\$2,826	\$2,948	\$2,912	\$3,035	\$3,289	\$3,603	\$3,714	\$4,744	\$7,141
42X120	2	70	2	18	1GEOEL520-	\$2,924	\$3,047	\$3,006	\$3,131	\$3,385	\$3,749	\$3,859	\$4,847	\$7,268
48x60	2	34	2	24	1GEOEL660-	\$2,435	\$2,588	\$2,533	\$2,595	\$2,722	\$3,029	\$3,085	\$3,642	\$4,566
48x72	2	34	2	24	1GEOEL672-	\$2,496	\$2,677	\$2,590	\$2,665	\$2,817	\$3,129	\$3,195	\$3,853	\$4,811
48x84	2	46	2	24	1GEOEL684-	\$2,704	\$2,940	\$2,794	\$2,892	\$3,095	\$3,383	\$3,472	\$4,356	\$5,356
48x96	2	58	2	24	1GEOEL696-	\$2,800	\$3,037	\$2,886	\$2,986	\$3,189	\$3,527	\$3,615	\$4,457	\$5,500
48x108	2	58	2	24	1GEOEL608-	\$2,915	\$3,209	\$2,998	\$3,121	\$3,375	\$3,689	\$3,800	\$4,868	\$5,953
48x120	2	70	2	24	1GEOEL620-	\$3,013	\$3,308	\$3,092	\$3,217	\$3,471	\$3,835	\$3,945	\$4,971	\$6,098
48x144	3	46	4	24	1GEOEL644-	\$4,813	\$4,999	\$4,825	\$4,974	\$5,279	\$5,709	\$5,842	\$7,249	\$8,971
48x168	3	58	4	24	1GEOEL668-	\$5,279	\$5,522	\$5,228	\$5,425	\$5,831	\$6,215	\$6,392	\$8,251	\$10,059
48x192	3	70	4	24	1GEOEL692-	\$5,475	\$5,720	\$5,417	\$5,616	\$6,023	\$6,489	\$6,666	\$8,457	\$10,333
48x216	4	70,46	4,2	24	1GEOEL616-	\$7,266	\$7,567	\$7,145	\$7,392	\$7,900	\$8,319	\$8,540	\$10,886	\$12,846
48x240	4	58,70	4,2	24	1GEOEL640-	\$7,276	\$7,579	\$7,148	\$7,397	\$7,906	\$8,388	\$8,609	\$10,905	\$12,915
48x288	4	82, 70	4,2	24	1GEOEL688-	\$7,976	\$8,342	\$7,740	\$8,039	\$8,649	\$9,768	\$10,033	\$12,167	\$14,877

Wood Edge Profiles



Add 8% for 2" x 1-1/4" profiles
 Add 18% for 2" x 1-3/4" profiles

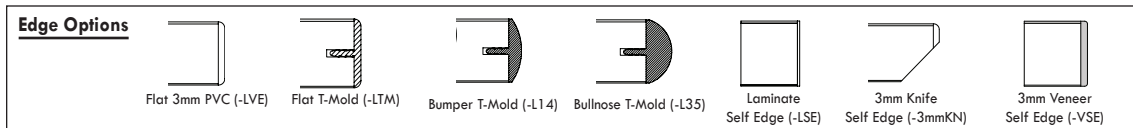
Geometry End Panel Bases

Rectangle Laminate/Veneer Stretchers

Grade 1 Laminate Options <ul style="list-style-type: none"> • Black • Designer White • Evening Tigris • Frosty White • Fusion Maple • Grey Nebula • Kensington Maple • Oiled Soapstone • Pewter Brush • Wild Cherry 	Grade 2 Laminate Options Wilsonart: Standard Price -60 finish Formica: Standard Price -58 finish Nevamar: Standard Price T or V finish Pionite: Standard Price N finish <div style="border: 1px solid black; padding: 2px;"> 3D Laminate: All Omnova surf(x) 3D colors </div> Call or e-mail quotes@surfacetech.com for more info on standard price laminates or for pricing on non-standard laminates	Veneer/Wood Edge Options Surfacetech stocks species of the following wood and veneer: <ul style="list-style-type: none"> • Oak • Maple • Cherry Call or e-mail quotes@surfacetech.com for pricing on non-standard wood or veneer species	Anti-Sag bar\$87 Custom cut outNO CHARGE Custom StainNO CHARGE Flat plate\$49 Grommet\$39 Self-Leveling Table locks\$190 (two-sides) Accent locks\$56 (two-halves) Undertable Wire ClipsNO CHARGE
T-Mold Color Options <ul style="list-style-type: none"> • Black • Silver Custom T-Mold, 3mm PVC and Stain options available. Call or e-mail for pricing.	3mm PVC Color Options <ul style="list-style-type: none"> • Black* • Brown • Champagne • Evening Tigris • Frosty White* • Graphite 	Standard Stain Options <ul style="list-style-type: none"> • Bannister Oak on Oak • Columbian Walnut on Cherry • Empire Mahogany on Cherry • Versailles Anigre on Cherry • Wild Cherry on Cherry • Caffeine on Cherry • Fusion Maple on Maple 	

RECTANGLES LAMINATE/VENEER STRETCHERS

No. of Bases	Stretcher Length	Stretcher Quantity	Base Width	Model Code	3mm		Self Edge Grade 1 (-LSE1)	Self Edge 2/ 3mm Knife (-LSE2/ LVEKN)	3mm Knife Painted (LVEKNP)	1-1/4" x 1-1/4"		Veneer with 1-1/4" x 1-1/4"		
					Grade 1 (-LVE1)	Grade 2 (-LVE2)				Wood edges Grade 1 (-LWE1)	Wood edges Grade 2 (-LWE2)	Veneer with 3mm Veneer (-VSE)	Veneer Wood edges (-VWE)	
54x60	2	34	2	30	1GEOEL5460-	\$2,591	\$2,668	\$2,685	\$2,761	\$2,920	\$3,310	\$3,379	\$4,016	\$4,939
54x72	2	34	2	30	1GEOEL5472-	\$2,665	\$2,758	\$2,756	\$2,847	\$3,038	\$3,471	\$3,568	\$4,277	\$5,332
54x84	2	46	2	30	1GEOEL5484-	\$2,900	\$3,021	\$2,987	\$3,107	\$3,361	\$3,656	\$3,767	\$4,880	\$5,954
54x96	2	58	2	30	1GEOEL5496-	\$2,996	\$3,118	\$3,079	\$3,201	\$3,455	\$3,809	\$3,920	\$4,980	\$6,107
54x108	2	58	2	30	1GEOEL5408-	\$3,139	\$3,289	\$3,218	\$3,369	\$3,687	\$4,007	\$4,146	\$5,491	\$6,669
54x120	2	70	2	30	1GEOEL5420-	\$3,237	\$3,388	\$3,313	\$3,465	\$3,782	\$4,162	\$4,300	\$5,594	\$6,823
54x144	3	46	4	30	1GEOEL5444-	\$4,763	\$5,118	\$5,115	\$5,297	\$5,679	\$6,336	\$6,502	\$8,037	\$10,086
54x168	3	58	4	30	1GEOEL5468-	\$5,174	\$5,640	\$5,573	\$5,813	\$6,322	\$6,933	\$7,154	\$9,239	\$11,409
54x192	3	70	4	30	1GEOEL5492-	\$5,370	\$5,839	\$5,762	\$6,005	\$6,513	\$7,242	\$7,464	\$9,445	\$11,719
54x216	4	70,46	4,2	30	1GEOEL5416-	\$7,148	\$7,728	\$7,586	\$7,888	\$8,523	\$9,186	\$9,463	\$12,133	\$14,509
54x240	4	58,70	4,2	30	1GEOEL5440-	\$7,159	\$7,740	\$7,589	\$7,893	\$8,529	\$9,308	\$9,585	\$12,152	\$14,631
54x288	4	82, 70	4,2	30	1GEOEL5488-	\$7,797	\$8,500	\$8,236	\$8,601	\$9,364	\$10,506	\$10,837	\$13,619	\$16,556
60x72	2	34	2	30	1GEOEL772-	\$2,668	\$2,761	\$2,756	\$2,847	\$3,038	\$3,481	\$3,577	\$4,282	\$5,342
60x84	2	46	2	30	1GEOEL784-	\$2,903	\$3,024	\$2,987	\$3,107	\$3,361	\$3,665	\$3,776	\$4,885	\$5,963
60x96	2	58	2	30	1GEOEL796-	\$2,999	\$3,121	\$3,079	\$3,201	\$3,455	\$3,818	\$3,929	\$4,986	\$6,116
60x108	2	58	2	30	1GEOEL708-	\$3,142	\$3,293	\$3,218	\$3,369	\$3,687	\$4,017	\$4,155	\$5,497	\$6,678
60x120	2	70	2	30	1GEOEL720-	\$3,240	\$3,392	\$3,313	\$3,465	\$3,782	\$4,171	\$4,309	\$5,600	\$6,832
60x144	3	46	4	30	1GEOEL744-	\$4,939	\$5,125	\$5,115	\$5,297	\$5,679	\$6,346	\$6,511	\$8,048	\$10,095
60x168	3	58	4	30	1GEOEL768-	\$5,405	\$5,648	\$5,573	\$5,813	\$6,322	\$6,942	\$7,163	\$9,250	\$11,418
60x192	3	70	4	30	1GEOEL792-	\$5,601	\$5,846	\$5,762	\$6,005	\$6,513	\$7,251	\$7,473	\$9,456	\$11,728
60x216	4	70,46	4,2	30	1GEOEL716-	\$7,434	\$7,735	\$7,586	\$7,888	\$8,523	\$9,196	\$9,472	\$12,143	\$14,518
60x240	4	58,70	4,2	30	1GEOEL740-	\$7,444	\$7,747	\$7,589	\$7,893	\$8,529	\$9,318	\$9,594	\$12,163	\$14,640
60x288	4	82, 70	4,2	30	1GEOEL788-	\$8,144	\$8,510	\$8,236	\$8,601	\$9,364	\$10,515	\$10,847	\$13,636	\$16,565
72x144	3	46	4	42	1GEOEL7244-	\$5,562	\$6,105	\$3,930	\$3,930	\$3,930	\$3,930	\$3,930	\$4,389	\$12,353
72x168	3	58	4	42	1GEOEL7268-	\$6,007	\$6,285	\$4,110	\$4,110	\$4,110	\$4,110	\$4,110	\$4,569	\$13,772
72x192	3	70	4	42	1GEOEL7292-	\$6,470	\$7,194	\$4,294	\$4,294	\$4,294	\$4,294	\$4,294	\$4,753	\$15,372
72x216	4	70,46	4,2	42	1GEOEL7216-	\$8,442	\$8,812	\$5,926	\$5,926	\$5,926	\$5,926	\$5,926	\$6,538	\$18,771
72x240	4	58,70	4,2	42	1GEOEL7240-	\$8,453	\$8,824	\$5,924	\$5,924	\$5,924	\$5,924	\$5,924	\$6,536	\$18,806
72x288	4	82, 70	4,2	42	1GEOEL7288-	\$9,449	\$9,913	\$6,288	\$6,288	\$6,288	\$6,288	\$6,288	\$6,900	\$22,238



Base Options (Per Base)

- Taller Height (Up to 42")\$170
- Shorter Height\$95
- Wire Management Channel\$189
- Plinth/Toe Kick\$179

Call or e-mail quotes@surfacetech.com for other custom options.

Laminate Base Only:

- 18"\$496 list
- 24"\$539 list
- 30"\$581 list
- 36"\$623 list
- 42"\$666 list
- 48"\$708 list
- 54"\$751 list
- 60"\$793 list

Veneer Base Only:

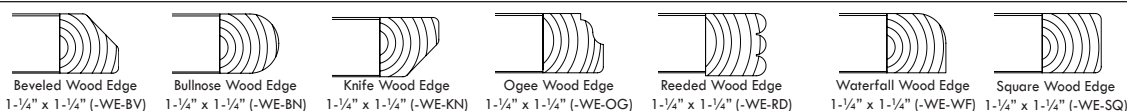
- 18"\$582 list
- 24"\$641 list
- 30"\$700 list
- 36"\$760 list
- 42"\$819 list
- 48"\$878 list
- 54"\$937 list
- 60"\$997 list

<p>Grade 1 Laminate Options</p> <ul style="list-style-type: none"> • Black • Designer White • Fashion Grey • Frosty White • Fusion Maple • Grey Nebula • Kensington Maple • Oiled Soapstone • Shadow • Wild Cherry 	<p>Grade 2 Laminate Options</p> <p>Wilsonart: Standard Price -60 finish Formica: Standard Price -58 finish Nevamar: Standard Price T or V finish Pionite: Standard Price N finish</p> <div style="border: 1px solid black; padding: 2px; margin: 5px 0;"> <p>3D Laminate: All Omnova surf(x) 3D colors</p> </div> <p>Call or e-mail quotes@surfacetech.com for more info on standard price laminates or for pricing on non-standard laminates</p>	<p>Veneer/Wood Edge Options</p> <p>Surfacetech stocks species of the following wood and veneer:</p> <ul style="list-style-type: none"> • Oak • Maple • Cherry <p>Call or e-mail quotes@surfacetech.com for pricing on non-standard wood or veneer species</p>
<p>T-Mold Color Options</p> <ul style="list-style-type: none"> • Black • Silver <p>Custom T-Mold, 3mm PVC and Stain options available. Call or e-mail for pricing.</p>	<p>3mm PVC Color Options</p> <ul style="list-style-type: none"> • Black* • Brown • Champagne • Evening Tigris • Frosty White* • Graphite 	<p>Standard Stain Options</p> <ul style="list-style-type: none"> • Bannister Oak on Oak • Columbian Walnut on Cherry • Empire Mahogany on Cherry • Versaille Anigre on Cherry • Wild Cherry on Cherry • Cafelle on Cherry • Fusion Maple on Maple

RECTANGLES LAMINATE/VENEER STRETCHERS

No. of Bases	Stretcher Length	Stretcher Quantity	Base Width	Model Code	3mm		Self Edge 2/	3mm Knife	3mm Knife	1-1/4" x 1-1/4"	1-1/4" x 1-1/4"	Veneer with		
					Grade 1 (-LVE1)	Grade 2 (-LVE2)	Self Edge Grade 1 (-LSE1)	(-LSE2/LVEKN)	Painted (LVEKNP)	Wood edges Grade 1 (-LWE1)	Wood edges Grade 2 (-LWE2)	3mm Veneer (-VSE)	Wood edges Veneer with 1-1/4" x 1-1/4" (-VWE)	
84x144	3	46	4	54	1GEOEL8444-	\$6,164	\$6,874	\$4,185	\$4,185	\$4,185	\$4,185	\$4,185	\$4,743	\$14,067
84x168	3	58	4	54	1GEOEL8468-	\$6,690	\$7,054	\$4,365	\$4,365	\$4,365	\$4,365	\$4,365	\$4,923	\$15,714
84x192	3	70	4	54	1GEOEL8492-	\$7,187	\$8,134	\$4,549	\$4,549	\$4,549	\$4,549	\$4,549	\$5,107	\$17,539
84x216	4	70,46	4,2	54	1GEOEL8416-	\$9,353	\$9,837	\$6,266	\$6,266	\$6,266	\$6,266	\$6,266	\$7,010	\$21,361
84x240	4	58,70	4,2	54	1GEOEL8440-	\$9,364	\$9,849	\$6,264	\$6,264	\$6,264	\$6,264	\$6,264	\$7,008	\$21,396
84x288	4	82, 70	4,2	54	1GEOEL8488-	\$10,503	\$11,109	\$6,628	\$6,628	\$6,628	\$6,628	\$6,628	\$7,372	\$25,357
96x144	3	46	4	60	1GEOEL9644-	\$6,308	\$7,021	\$4,311	\$4,311	\$4,311	\$4,311	\$4,311	\$4,923	\$14,408
96x168	3	58	4	60	1GEOEL9668-	\$6,835	\$7,201	\$4,491	\$4,491	\$4,491	\$4,491	\$4,491	\$5,103	\$16,082
96x192	3	70	4	60	1GEOEL9692-	\$7,338	\$8,288	\$4,675	\$4,675	\$4,675	\$4,675	\$4,675	\$5,287	\$17,934
96x216	4	70,46	4,2	60	1GEOEL9616-	\$9,546	\$10,033	\$6,434	\$6,434	\$6,434	\$6,434	\$6,434	\$7,250	\$21,853
96x240	4	58,70	4,2	60	1GEOEL9640-	\$9,557	\$10,045	\$6,432	\$6,432	\$6,432	\$6,432	\$6,432	\$7,248	\$21,887
96x288	4	82, 70	4,2	60	1GEOEL9688-	\$11,416	\$12,169	\$6,796	\$6,796	\$6,796	\$6,796	\$6,796	\$7,612	\$28,722

Wood Edge Profiles



Add 8% for 2" x 1-1/4" profiles
 Add 18% for 2" x 1-3/4" profiles

Geometry End Panel Bases

GEOMETRY END PANEL

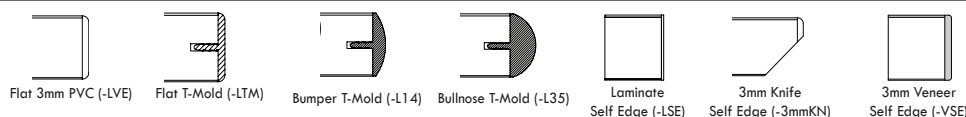
Boat(A). Racetrack (O), Telewedge(TW) or Custom (CU) Shape Top Laminate/Veneer Stretchers

Grade 1 Laminate Options <ul style="list-style-type: none"> • Black • Designer White • Evening Tigris • Frosty White • Fusion Maple • Grey Nebula • Kensington Maple • Oiled Soapstone • Pewter Brush • Wild Cherry 	Grade 2 Laminate Options Wilsonart: Standard Price -60 finish Formica: Standard Price -58 finish Nevamar: Standard Price T or V finish Pionite: Standard Price N finish <div style="border: 1px solid black; padding: 2px;"> 3D Laminate: All Omnova surf(x) 3D colors </div> Call or e-mail quotes@surfacetech.com for more info on standard price laminates or for pricing on non-standard laminates	Veneer/Wood Edge Options Surfacetech stocks species of the following wood and veneer: <ul style="list-style-type: none"> • Oak • Maple • Cherry Call or e-mail quotes@surfacetech.com for pricing on non-standard wood or veneer species	Anti-Sag bar\$87 Custom cut outNO CHARGE Custom StainNO CHARGE Flat plate\$49 Grommet\$39 Self-Leveling Table locks\$190 (two-sides) Accent locks\$56 (two-halves) Undertable Wire ClipsNO CHARGE
T-Mold Color Options <ul style="list-style-type: none"> • Black • Silver Custom T-Mold, 3mm PVC and Stain options available. Call or e-mail for pricing.	3mm PVC Color Options <ul style="list-style-type: none"> • Black* • Brown • Champagne • Evening Tigris • Frosty White* • Graphite 	Standard Stain Options <ul style="list-style-type: none"> • Bannister Oak on Oak • Columbian Walnut on Cherry • Empire Mahogany on Cherry • Versailles Anigre on Cherry • Wild Cherry on Cherry • Cafelle on Cherry • Fusion Maple on Maple 	

BOAT(A), RACETRACK(O), TELEWEDGE(TW) OR CUSTOM(CU) LAMINATE/VENEER STRETCHERS

No. of Bases	Stretcher Length	Stretcher Quantity	Base Width	Model Code	3mm		Self Edge Grade 1 (-LSE1)	Self Edge 2/		1-1/4" x 1-1/4"		Veneer with		
					Grade 1 (-LVE1)	Grade 2 (-LVE2)		3mm Knife (-LSE2/LVEKN)	3mm Knife Painted (LVEKNP)	Wood edges Grade 1 (-LWE1)	Wood edges Grade 2 (-LWE2)	3mm Veneer (-VSE)	Veneer Wood edges (-VWE)	
30x60	2	34	2	18	1GEOELA360-	\$2,344	\$2,386	\$2,452	\$2,493	\$2,512	\$2,973	\$3,007	\$3,240	\$4,204
30x72	2	34	2	18	1GEOELA372-	\$2,385	\$2,434	\$2,488	\$2,538	\$2,572	\$3,047	\$3,089	\$3,376	\$4,370
30x84	2	46	2	18	1GEOELA384-	\$2,551	\$2,615	\$2,651	\$2,716	\$2,725	\$3,247	\$3,303	\$3,729	\$4,752
30x96	2	58	2	18	1GEOELA396-	\$2,648	\$2,712	\$2,743	\$2,810	\$2,933	\$3,367	\$3,422	\$3,829	\$4,871
30x108	2	58	2	18	1GEOELA308-	\$2,722	\$2,802	\$2,814	\$2,896	\$2,937	\$3,497	\$3,566	\$4,090	\$5,184
30x120	2	70	2	18	1GEOELA320-	\$2,820	\$2,901	\$2,908	\$2,991	\$3,146	\$3,607	\$3,676	\$4,193	\$5,293
36x60	2	34	2	18	1GEOELA460-	\$2,346	\$2,445	\$2,500	\$2,548	\$2,644	\$3,052	\$3,093	\$3,370	\$4,360
36x72	2	34	2	18	1GEOELA472-	\$2,396	\$2,504	\$2,546	\$2,604	\$2,719	\$3,141	\$3,190	\$3,531	\$4,555
36x84	2	46	2	18	1GEOELA484-	\$2,538	\$2,684	\$2,705	\$2,781	\$2,934	\$3,365	\$3,431	\$3,934	\$4,991
36x96	2	58	2	18	1GEOELA496-	\$2,699	\$2,782	\$2,798	\$2,875	\$3,028	\$3,489	\$3,555	\$4,035	\$5,115
36x108	2	58	2	18	1GEOELA408-	\$2,705	\$2,887	\$2,882	\$2,978	\$3,168	\$3,647	\$3,730	\$4,346	\$5,486
36x120	2	70	2	18	1GEOELA420-	\$2,885	\$2,986	\$2,977	\$3,073	\$3,264	\$3,757	\$3,840	\$4,449	\$5,596
42x60	2	34	2	18	1GEOELA560-	\$2,453	\$2,516	\$2,554	\$2,616	\$2,743	\$3,126	\$3,181	\$3,626	\$5,243
42x72	2	34	2	18	1GEOELA572-	\$2,514	\$2,589	\$2,611	\$2,686	\$2,838	\$3,230	\$3,296	\$3,837	\$5,627
42x84	2	46	2	18	1GEOELA584-	\$2,721	\$2,819	\$2,815	\$2,913	\$3,116	\$3,480	\$3,568	\$4,340	\$6,456
42x96	2	58	2	18	1GEOELA596-	\$2,818	\$2,916	\$2,907	\$3,007	\$3,210	\$3,619	\$3,708	\$4,440	\$6,578
42X108	2	58	2	18	1GEOELA508-	\$2,933	\$3,055	\$3,019	\$3,142	\$3,396	\$3,817	\$3,928	\$4,851	\$7,355
42X120	2	70	2	18	1GEOELA520-	\$3,031	\$3,154	\$3,113	\$3,238	\$3,492	\$3,963	\$4,073	\$4,954	\$7,482
48x60	2	34	2	24	1GEOELA660-	\$2,542	\$2,606	\$2,640	\$2,702	\$2,829	\$3,243	\$3,299	\$3,749	\$4,780
48x72	2	34	2	24	1GEOELA672-	\$2,603	\$2,678	\$2,697	\$2,772	\$2,924	\$3,343	\$3,409	\$3,960	\$5,025
48x84	2	46	2	24	1GEOELA684-	\$2,811	\$2,909	\$2,901	\$2,999	\$3,202	\$3,597	\$3,686	\$4,463	\$5,570
48x96	2	58	2	24	1GEOELA696-	\$2,907	\$3,006	\$2,993	\$3,093	\$3,296	\$3,741	\$3,829	\$4,564	\$5,714
48x108	2	58	2	24	1GEOELA608-	\$3,022	\$3,144	\$3,105	\$3,228	\$3,482	\$3,903	\$4,014	\$4,975	\$6,167
48x120	2	70	2	24	1GEOELA620-	\$3,120	\$3,243	\$3,199	\$3,324	\$3,578	\$4,049	\$4,159	\$5,078	\$6,312
48x144	3	46	4	24	1GEOELA644-	\$4,851	\$5,002	\$5,039	\$5,188	\$5,493	\$6,137	\$6,270	\$7,463	\$9,399
48x168	3	58	4	24	1GEOELA668-	\$5,262	\$5,459	\$5,442	\$5,639	\$6,045	\$6,643	\$6,820	\$8,465	\$10,487
48x192	3	70	4	24	1GEOELA692-	\$5,458	\$5,657	\$5,631	\$5,830	\$6,237	\$6,917	\$7,094	\$8,671	\$10,761
48x216	4	70,46	4,2	24	1GEOELA616-	\$7,194	\$7,439	\$7,359	\$7,606	\$8,114	\$8,747	\$8,968	\$11,100	\$13,274
48x240	4	58,70	4,2	24	1GEOELA640-	\$7,205	\$7,451	\$7,362	\$7,611	\$8,120	\$8,816	\$9,037	\$11,119	\$13,343
48x288	4	82, 70	4,2	24	1GEOELA688-	\$7,843	\$8,141	\$7,954	\$8,253	\$8,863	\$10,196	\$10,461	\$12,381	\$15,305

Edge Options



Base Options (Per Base)

- Taller Height (Up to 42")\$170
- Shorter Height\$95
- Wire Management Channel\$189
- Plinth/Toe Kick\$179

Call or e-mail quotes@surfacetech.com for other custom options.

Laminate Base Only:

- 18"\$496 list
- 24"\$539 list
- 30"\$581 list
- 36"\$623 list
- 42"\$666 list
- 48"\$708 list
- 54"\$751 list
- 60"\$793 list

Veneer Base Only:

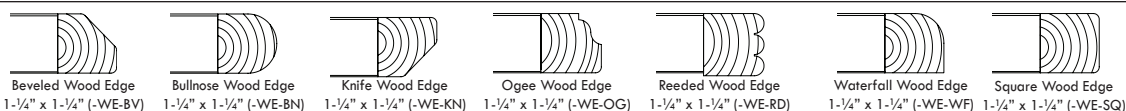
- 18"\$582 list
- 24"\$641 list
- 30"\$700 list
- 36"\$760 list
- 42"\$819 list
- 48"\$878 list
- 54"\$937 list
- 60"\$997 list

<p>Grade 1 Laminate Options</p> <ul style="list-style-type: none"> • Black • Designer White • Fashion Grey • Frosty White • Fusion Maple • Grey Nebula • Kensington Maple • Oiled Soapstone • Shadow • Wild Cherry 	<p>Grade 2 Laminate Options</p> <p>Wilsonart: Standard Price -60 finish Formica: Standard Price -58 finish Nevamar: Standard Price T or V finish Pionite: Standard Price N finish</p> <div style="border: 1px solid black; padding: 2px; margin: 5px 0;"> <p>3D Laminate: All Omnova surf(x) 3D colors</p> </div> <p>Call or e-mail quotes@surfacetech.com for more info on standard price laminates or for pricing on non-standard laminates</p>	<p>Veneer/Wood Edge Options</p> <p>Surfacetech stocks species of the following wood and veneer:</p> <ul style="list-style-type: none"> • Oak • Maple • Cherry <p>Call or e-mail quotes@surfacetech.com for pricing on non-standard wood or veneer species</p>
<p>T-Mold Color Options</p> <ul style="list-style-type: none"> • Black • Silver <p>Custom T-Mold, 3mm PVC and Stain options available. Call or e-mail for pricing.</p>	<p>3mm PVC Color Options</p> <ul style="list-style-type: none"> • Black* • Brown • Champagne • Evening Tigris • Frosty White* • Graphite 	<p>Standard Stain Options</p> <ul style="list-style-type: none"> • Bannister Oak on Oak • Columbian Walnut on Cherry • Empire Mahogany on Cherry • Versailles Anigre on Cherry • Wild Cherry on Cherry • Caffeine on Cherry • Fusion Maple on Maple

BOAT(A), RACETRACK(O), TELEWEDGE(TW) OR CUSTOM(CU) LAMINATE/VENEER STRETCHERS

No. of Bases	Stretcher Length	Stretcher Quantity	Base Width	Model Code	3mm		Self Edge	Self Edge 2/	3mm Knife	3mm Knife	1-1/4" x 1-1/4"	1-1/4" x 1-1/4"	Veneer with 1-1/4" x 1-1/4"	
					Grade 1 (-LVE1)	Grade 2 (-LVE2)	Grade 1 (-LSE1)	3mm Knife (-LSE2/LVEKN)	3mm Knife (LVEKNP)	Wood edges Grade 1 (-LWE1)	Wood edges Grade 2 (-LWE2)	3mm Veneer (-VSE)	Wood edges (-VWE)	
54x60	2	34	2	30	1GEOELA5460-	\$2,698	\$2,775	\$2,899	\$2,975	\$3,027	\$3,738	\$3,807	\$4,230	\$5,367
54x72	2	34	2	30	1GEOELA5472-	\$2,772	\$2,865	\$2,970	\$3,061	\$3,145	\$3,899	\$3,996	\$4,491	\$5,760
54x84	2	46	2	30	1GEOELA5484-	\$3,007	\$3,128	\$3,201	\$3,321	\$3,468	\$4,084	\$4,195	\$5,094	\$6,382
54x96	2	58	2	30	1GEOELA5496-	\$3,103	\$3,225	\$3,293	\$3,415	\$3,562	\$4,237	\$4,348	\$5,194	\$6,535
54x108	2	58	2	30	1GEOELA5408-	\$3,246	\$3,396	\$3,432	\$3,583	\$3,794	\$4,435	\$4,574	\$5,705	\$7,097
54x120	2	70	2	30	1GEOELA5420-	\$3,344	\$3,495	\$3,527	\$3,679	\$3,889	\$4,590	\$4,728	\$5,808	\$7,251
54x144	3	46	4	30	1GEOELA5444-	\$5,147	\$5,332	\$5,329	\$5,511	\$5,893	\$6,764	\$6,930	\$8,251	\$10,514
54x168	3	58	4	30	1GEOELA5468-	\$5,613	\$5,854	\$5,787	\$6,027	\$6,536	\$7,361	\$7,582	\$9,453	\$11,837
54x192	3	70	4	30	1GEOELA5492-	\$5,809	\$6,053	\$5,976	\$6,219	\$6,727	\$7,670	\$7,892	\$9,659	\$12,147
54x216	4	70,46	4,2	30	1GEOELA5416-	\$7,642	\$7,942	\$7,800	\$8,102	\$8,737	\$9,614	\$9,891	\$12,347	\$14,937
54x240	4	58,70	4,2	30	1GEOELA5440-	\$7,652	\$7,954	\$7,803	\$8,107	\$8,743	\$9,736	\$10,013	\$12,366	\$15,059
54x288	4	82, 70	4,2	30	1GEOELA5488-	\$8,348	\$8,714	\$8,450	\$8,815	\$9,578	\$10,934	\$11,265	\$13,833	\$16,984
60x72	2	34	2	30	1GEOELA672-	\$2,775	\$2,868	\$2,970	\$3,061	\$3,145	\$3,909	\$4,005	\$4,496	\$5,770
60x84	2	46	2	30	1GEOELA684-	\$3,010	\$3,131	\$3,201	\$3,321	\$3,468	\$4,093	\$4,204	\$5,099	\$6,391
60x96	2	58	2	30	1GEOELA696-	\$3,106	\$3,228	\$3,293	\$3,415	\$3,562	\$4,246	\$4,357	\$5,200	\$6,544
60x108	2	58	2	30	1GEOELA608-	\$3,249	\$3,400	\$3,432	\$3,583	\$3,794	\$4,445	\$4,583	\$5,711	\$7,106
60x120	2	70	2	30	1GEOELA620-	\$3,347	\$3,499	\$3,527	\$3,679	\$3,889	\$4,599	\$4,737	\$5,814	\$7,260
60x144	3	46	4	30	1GEOELA644-	\$5,153	\$5,339	\$5,329	\$5,511	\$5,893	\$6,774	\$6,939	\$8,262	\$10,523
60x168	3	58	4	30	1GEOELA668-	\$5,619	\$5,862	\$5,787	\$6,027	\$6,536	\$7,370	\$7,591	\$9,464	\$11,846
60x192	3	70	4	30	1GEOELA692-	\$5,815	\$6,060	\$5,976	\$6,219	\$6,727	\$7,679	\$7,901	\$9,670	\$12,156
60x216	4	70,46	4,2	30	1GEOELA616-	\$7,648	\$7,949	\$7,800	\$8,102	\$8,737	\$9,624	\$9,900	\$12,357	\$14,946
60x240	4	58,70	4,2	30	1GEOELA640-	\$7,658	\$7,961	\$7,803	\$8,107	\$8,743	\$9,746	\$10,022	\$12,377	\$15,068
60x288	4	82, 70	4,2	30	1GEOELA688-	8,358	\$8,724	\$8,450	\$8,815	\$9,578	\$10,943	\$11,275	\$13,850	\$16,993
72x144	3	46	4	42	1GEOELA7244-	5,562	\$6,109	\$6,165	\$6,389	\$6,846	\$8,102	\$8,301	\$9,801	\$12,995
72x168	3	58	4	42	1GEOELA7268-	6,007	\$6,606	\$6,912	\$7,185	\$7,436	\$9,728	\$10,018	\$11,235	\$15,056
72x192	3	70	4	42	1GEOELA7292-	6,470	\$7,200	\$7,274	\$7,573	\$8,183	\$9,857	\$10,122	\$11,969	\$16,228
72x216	4	70,46	4,2	42	1GEOELA7216-	8,442	\$9,240	\$9,662	\$10,027	\$10,361	\$13,379	\$13,767	\$15,404	\$20,483
72x240	4	58,70	4,2	42	1GEOELA7240-	8,453	\$9,252	\$9,660	\$10,025	\$10,359	\$13,414	\$13,801	\$15,424	\$20,518
72x288	4	82, 70	4,2	42	1GEOELA7288-	9,449	\$10,448	\$10,957	\$11,414	\$11,832	\$15,651	\$16,135	\$18,010	\$24,378

Wood Edge Profiles



Add 8% for 2" x 1-1/4" profiles
 Add 18% for 2" x 1-3/4" profiles

Geometry End Panel Bases

Boat(A). Racetrack (O), Telewedge(TW) or Custom (CU) Shape Top Laminate/Veneer Stretchers

<p>Grade 1 Laminate Options</p> <ul style="list-style-type: none"> • Black • Designer White • Evening Tigris • Frosty White • Fusion Maple • Grey Nebula • Kensington Maple • Oiled Soapstone • Pewter Brush • Wild Cherry 	<p>Grade 2 Laminate Options</p> <p>Wilsonart: Standard Price -60 finish Formica: Standard Price -58 finish Nevamar: Standard Price T or V finish Pionite: Standard Price N finish</p> <p>3D Laminate: All Omnova surf(x) 3D colors</p> <p>Call or e-mail quotes@surfacetech.com for more info on standard price laminates or for pricing on non-standard laminates</p>	<p>Veneer/Wood Edge Options</p> <p>Surfacetech stocks species of the following wood and veneer:</p> <ul style="list-style-type: none"> • Oak • Maple • Cherry <p>Call or e-mail quotes@surfacetech.com for pricing on non-standard wood or veneer species</p>	<p>Anti-Sag bar\$87</p> <p>Custom cut outNO CHARGE</p> <p>Custom StainNO CHARGE</p> <p>Flat plate\$49</p> <p>Grommet\$39</p> <p>Self-Leveling</p> <p>Table locks\$190 (two-sides)</p> <p>Accent locks\$56 (two-halves)</p> <p>Undertable</p> <p>Wire ClipsNO CHARGE</p>
<p>T-Mold Color Options</p> <ul style="list-style-type: none"> • Black • Silver <p>Custom T-Mold, 3mm PVC and Stain options available. Call or e-mail for pricing.</p>	<p>3mm PVC Color Options</p> <ul style="list-style-type: none"> • Black* • Brown • Champagne • Evening Tigris • Frosty White* • Graphite 	<p>Standard Stain Options</p> <ul style="list-style-type: none"> • Bannister Oak on Oak • Columbian Walnut on Cherry • Empire Mahogany on Cherry • Versaille Anigre on Cherry • Wild Cherry on Cherry • Caffeine on Cherry • Fusion Maple on Maple 	

BOAT(A), RACETRACK(O), TELEWEDGE(TW) OR CUSTOM(CU) LAMINATE/VENEER STRETCHERS

No. of Bases	Stretcher Length	Stretcher Quantity	Base Width	Model Code	3mm Grade 1 (-LVE1)	3mm Grade 2 (-LVE2)	Self Edge Grade 1 (-LSE1)	Self Edge 2/	1-1/4"x 1-1/4"	1-1/4"x 1-1/4"	Veneer with			
								3mm Knife (-LSE2/LVEKN)	3mm Knife Painted (LVEKNP)	Wood edges Grade 1 (-LWE1)	Wood edges Grade 2 (-LWE2)	3mm Veneer (-VSE)	Wood edges (-VWE)	
84x144	3	46	4	54	1GEOELA8444-	6,164	\$6,780	\$6,755	\$7,049	\$7,659	\$8,844	\$9,110	\$11,388	\$14,709
84x168	3	58	4	54	1GEOELA8468-	6,262	\$6,861	\$7,167	\$7,440	\$7,691	\$9,983	\$10,273	\$11,589	\$15,410
84x192	3	70	4	54	1GEOELA8492-	7,187	\$8,009	\$7,975	\$8,368	\$9,182	\$10,761	\$11,115	\$13,967	\$18,395
84x216	4	70,46	4,2	54	1GEOELA8416-	9,353	\$10,265	\$10,557	\$11,038	\$11,627	\$14,090	\$14,533	\$17,920	\$23,073
84x240	4	58,70	4,2	54	1GEOELA8440-	9,364	\$10,277	\$10,555	\$11,036	\$11,625	\$14,125	\$14,568	\$17,940	\$23,108
84x288	4	82, 70	4,2	54	1GEOELA8488-	10,503	\$11,644	\$11,992	\$12,594	\$13,329	\$16,454	\$17,007	\$21,037	\$27,497
<hr/>														
96x144	3	46	4	60	1GEOELA9644-	6,308	\$6,927	\$6,888	\$7,187	\$7,797	\$9,132	\$9,397	\$11,601	\$15,050
96x168	3	58	4	60	1GEOELA9668-	6,835	\$7,522	\$7,717	\$8,082	\$8,523	\$10,575	\$10,907	\$13,334	\$17,366
96x192	3	70	4	60	1GEOELA9692-	7,338	\$8,163	\$8,111	\$8,509	\$9,323	\$11,103	\$11,457	\$14,190	\$18,790
96x216	4	70,46	4,2	60	1GEOELA9616-	9,546	\$10,461	\$10,735	\$11,222	\$11,810	\$14,510	\$14,952	\$18,203	\$23,565
96x240	4	58,70	4,2	60	1GEOELA9640-	9,557	\$10,473	\$10,733	\$11,220	\$11,808	\$14,544	\$14,987	\$18,223	\$23,599
96x288	4	82, 70	4,2	60	1GEOELA9688-	9,957	\$10,956	\$11,465	\$11,922	\$12,340	\$16,159	\$16,643	\$18,722	\$25,090

