



Size	Bases	Weight	Model code	LAMINATE				VENEER	
				T-mold (-LTM)	Self Edge (-LSE)	3mm PVC (-LVE)	1-1/4" Wood edges (-LWE1)	Self edge (-VSE)	1-1/4" Wood edges (-VWE1)
18x48	2	83.0	1RHP148-	\$780	\$823	\$818	\$1,437	\$1,027	\$1,616
18x54	2	86.5	1RHP154-	\$809	\$850	\$847	\$1,486	\$1,164	\$1,782
18x60	2	104.0	1RHP160-	\$811	\$850	\$851	\$1,506	\$1,179	\$1,803
24x36	2	83.0	1RHP236-	\$773	\$818	\$809	\$1,420	\$1,014	\$1,597
24x42	2	88.0	1RHP242-	\$792	\$783	\$829	\$1,461	\$1,052	\$1,637
24x48	2	92.0	1RHP248-	\$811	\$852	\$849	\$1,505	\$1,070	\$1,670
24x54	2	96.5	1RHP254-	\$846	\$887	\$885	\$1,566	\$1,213	\$1,844
24x60	2	101.0	1RHP260-	\$848	\$887	\$889	\$1,588	\$1,232	\$1,869
30x36	2	90.0	1RHP336-	\$800	\$844	\$837	\$1,477	\$1,157	\$1,772
30x42	2	95.0	1RHP342-	\$844	\$869	\$880	\$1,552	\$1,224	\$1,815
30x48	2	101.0	1RHP348-	\$846	\$887	\$885	\$1,579	\$1,208	\$1,858
30x54	2	106.5	1RHP354-	\$890	\$930	\$928	\$1,653	\$1,482	\$2,169
30x60	2	112.0	1RHP360-	\$892	\$930	\$932	\$1,679	\$1,503	\$2,198
36x42	2	147.0	1RHP442-	\$986	\$1,038	\$1,022	\$1,680	\$1,367	\$2,007
36x48	2	154.0	1RHP448-	\$998	\$1,038	\$1,036	\$1,770	\$1,390	\$2,039
36x54	2	160.8	1RHP454-	\$1,053	\$1,092	\$1,090	\$1,862	\$1,659	\$2,362
36x60	2	168.0	1RHP460-	\$1,055	\$1,092	\$1,094	\$1,891	\$1,683	\$2,393


Pricing is the same for 18" and 24" height tables. Call for custom heights.

Parker Base Options
(all options per base)

PC black wrinkle ...Standard
 Chrome charge\$152
 PC Grade 1\$212
 PC Grade 2\$321

Work Surface Material Options

Thermofoil




Same Price as T-Mold
 Add \$180 list per order
 for boat, racetrack &
 telewedge tops

Marmoleum




Add \$11 list
 per square foot to
 Laminate Pricing

Lightweight



Add \$14 list
 per square foot

Bamboo



See page 95
 for pricing

Cambria



Add \$165 list
 per square foot to
 3mm Laminate Pricing

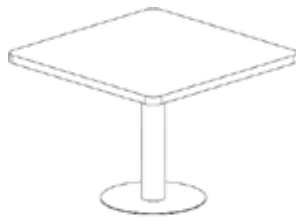
Extras

- Anti-Sag bar\$96
- Custom cut out\$210 Custom stain..\$445
- Flat plate\$25 Grommet.....\$60
- Metal insert...\$50
- Self-adjusting glides\$40
- Undertable Wire management\$75
- Vertical Wire management\$25

Parker Collection

Fixed Disc base, Square Top

Occasional Tables



Size	Bases	Weight	Model code	LAMINATE		VENEER			
				T-mold (-LTM)	Self Edge (-LSE)	3mm PVC (-LVE)	1-1/4" x 1-1/4" Wood edges (-LWE1)	Self edge (-VSE)	1-1/4" x 1-1/4" Wood edges (-VWE1)
24x24	1	46.0	1RHR924-	\$457	\$504	\$493	\$1,051	\$614	\$1,159
30X30	1	78.0	1RHR930-	\$585	\$630	\$621	\$1,237	\$933	\$1,537
36x36	1	112.0	1RHR936-	\$857	\$900	\$894	\$1,567	\$1,227	\$1,853
42x42	1	126.0	1RHR942-	\$971	\$999	\$993	\$1,742	\$1,322	\$1,974
48x48	1	143.0	1RHR948-	\$974	\$999	\$1,002	\$1,809	\$1,379	\$2,048

Pricing is the same for 18" and 24" height tables. Call for custom heights.

Parker Base Options
(all options per base)

PC black wrinkle
.....Standard
Chrome charge\$152
PC Grade\$212
PC Grade 2\$321

Fixed Disc base, Round Top



Size	Bases	Weight	Model code	LAMINATE		VENEER			
				T-mold (-LTM)	Self Edge (-LSE)	3mm PVC (-LVE)	1-1/4" x 1-1/4" Wood edges (-LWE1)	Self edge (-VSE)	1-1/4" x 1-1/4" Wood edges (-VWE1)
24	1	42.0	1RHQ924-	\$441	\$684	\$651	\$1,240	\$782	\$1,294
30	1	72.0	1RHQ930-	\$569	\$810	\$777	\$1,426	\$1,097	\$1,672
36	1	82.0	1RHQ936-	\$626	\$866	\$834	\$1,543	\$1,175	\$1,772
42	1	114.0	1RHQ942-	\$952	\$1,192	\$1,158	\$1,948	\$1,495	\$2,125
48	1	128.0	1RHQ948-	\$955	\$1,195	\$1,164	\$2,012	\$1,549	\$2,198
54	1	143.0	1RHQ954-	\$1,109	\$1,348	\$1,313	\$2,262	\$2,108	\$2,869
60	1	159.0	1RHQ960-	\$1,112	\$1,353	\$1,319	\$2,340	\$2,171	\$2,957

Pricing is the same for 18" and 24" height tables. Call for custom heights.

Parker Base Options
(all options per base)

PC black wrinkle
.....Standard
Chrome charge\$152
PC Grade\$212
PC Grade 2\$321

Edge Options

Flat T-Mold (-T10) Bumper T-Mold (-T14) Bullnose T-Mold (-T35) Flat 3mm PVC (-T33) Laminate Self Edge (-T13) Veneer Self Edge (-V13)

Beveled Wood Edge 1-1/4" x 1-1/4" (-T63-BV) 2" x 1-1/4" (-T64-BV) 2" x 1-3/4" (-T65-BV)

Bullnose Wood Edge 1-1/4" x 1-1/4" (-T63-BN) 2" x 1-1/4" (-T64-BN) 2" x 1-3/4" (-T65-BN)

Knife Wood Edge 1-1/4" x 1-1/4" (-T63-KN) 2" x 1-1/4" (-T64-KN) 2" x 1-3/4" (-T65-KN)

Ogee Wood Edge 1-1/4" x 1-1/4" (-T63-OG) 2" x 1-1/4" (-T64-OG) 2" x 1-3/4" (-T65-OG)

Reeded Wood Edge 1-1/4" x 1-1/4" (-T63-RD) 2" x 1-1/4" (-T64-RD) 2" x 1-3/4" (-T65-RD)

Square Wood Edge 1-1/4" x 1-1/4" (-T63-SQ) 2" x 1-1/4" (-T64-SQ) 2" x 1-3/4" (-T65-SQ)

Waterfall Wood Edge 1-1/4" x 1-1/4" (-T63-WF) 2" x 1-1/4" (-T64-WF) 2" x 1-3/4" (-T65-WF)

Extras

Anti-Sag bar\$96
Custom cut out\$210 Custom stain.....\$445

Flat plate\$25 Grommet.....\$60

Metal insert...\$50

Self-adjusting glides\$40
Undertable Wire management\$75
Vertical Wire management\$25