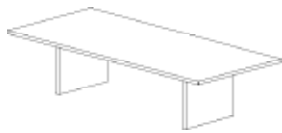


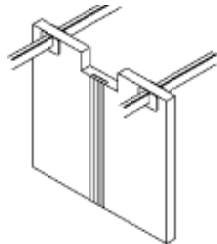
Geometry End Panel Collection

End Panel base, Rectangle Top

Conference Tables



End Panel Base Options



Wire Management

Size	Bases	Model code	LAMINATE				VENEER	
			T-mold (-LTM)	Self edge (-LSE)	3mm PVC (-LVE)	1-1/4" x 1-1/4" Wood edges (-LWE1)	Self edge (-VSE)	1-1/4" x 1-1/4" Wood edges (-VWE1)
30x60	2	1GGP360-	\$1,652	\$1,690	\$1,692	\$2,439	\$3,713	\$4,408
30x72	2	1GGP372-	\$1,698	\$1,733	\$1,740	\$2,541	\$3,780	\$4,492
30x84	2	1GGP384-	\$1,785	\$1,844	\$1,827	\$2,689	\$3,869	\$4,607
30x96	2	1GGP396-	\$1,864	\$1,861	\$1,853	\$2,726	\$3,471	\$4,111
30x120	2	1GGP320-	\$1,955	\$1,917	\$1,919	\$2,927	\$3,494	\$4,143
36x42	2	1GGP442-	\$1,640	\$1,692	\$1,676	\$2,334	\$3,763	\$4,466
36x48	2	1GGP448-	\$1,652	\$1,712	\$1,690	\$2,424	\$3,787	\$4,497
36x54	2	1GGP454-	\$1,707	\$1,746	\$1,744	\$2,516	\$3,867	\$4,600
36x60	2	1GGP460-	\$1,709	\$1,776	\$1,748	\$2,545	\$3,978	\$4,739
36x72	2	1GGP472-	\$1,766	\$1,801	\$1,806	\$2,664	\$3,898	\$4,648
36x84	2	1GGP484-	\$1,876	\$1,935	\$1,914	\$2,846	\$4,907	\$5,792
36x96	2	1GGP496-	\$1,954	\$1,922	\$1,911	\$2,889	\$4,013	\$4,786
36x120	2	1GGP420-	\$2,068	\$2,031	\$2,027	\$3,127	\$5,267	\$6,853
42x60	2	1GGP560-	\$1,856	\$1,806	\$1,807	\$2,655	\$3,842	\$4,566
42x72	2	1GGP572-	\$1,927	\$1,875	\$1,882	\$2,796	\$3,933	\$4,683
42x84	2	1GGP584-	\$2,065	\$2,038	\$2,013	\$3,018	\$4,064	\$4,845
42x96	2	1GGP596-	\$2,069	\$2,058	\$2,021	\$3,081	\$4,118	\$4,916
48x60	2	1GGP660-	\$1,858	\$1,806	\$1,811	\$2,694	\$3,876	\$4,612
48x72	2	1GGP672-	\$1,929	\$1,875	\$1,882	\$2,833	\$3,975	\$4,722
48x84	2	1GGP684-	\$2,067	\$2,038	\$2,017	\$3,060	\$4,149	\$4,938
48x96	2	1GGP696-	\$2,095	\$2,058	\$2,025	\$3,128	\$4,207	\$5,014
48x108	2	1GGP608-	\$2,209	\$2,176	\$2,160	\$3,357	\$5,603	\$6,653
48x120	2	1GGP620-	\$2,213	\$2,196	\$2,168	\$3,424	\$5,618	\$6,730
48x144*	3	1GGP644-	\$3,317	\$3,348	\$3,321	\$5,217	\$7,642	\$8,864
48x168*	3	1GGP668-	\$3,593	\$3,649	\$3,590	\$5,693	\$7,913	\$9,227
48x192*	3	1GGP692-	\$3,600	\$3,669	\$3,606	\$5,832	\$8,032	\$9,382
48x216*	4	1GGP616-	\$4,637	\$4,685	\$4,590	\$7,048	\$10,583	\$12,154
48x240*	4	1GGP640-	\$4,644	\$4,710	\$4,652	\$7,182	\$10,700	\$12,307
48x288*	4	1GGP688-	\$5,019	\$5,161	\$5,098	\$8,198	\$11,357	\$13,128
60x84	2	1GGP784-	\$2,591	\$2,562	\$2,537	\$3,719	\$5,587	\$6,522
60x96	2	1GGP796-	\$2,595	\$2,582	\$2,546	\$3,801	\$5,706	\$6,671
60x108	2	1GGP708-	\$2,767	\$2,734	\$2,711	\$3,755	\$7,408	\$8,664
60x120	2	1GGP720-	\$2,770	\$2,754	\$2,720	\$4,160	\$7,423	\$8,752
60x144*	3	1GGP744-	\$4,101	\$4,134	\$4,097	\$6,209	\$9,881	\$11,332
60x168*	3	1GGP768-	\$4,444	\$4,504	\$4,429	\$6,790	\$10,215	\$11,767
60x192*	3	1GGP792-	\$4,452	\$4,524	\$4,446	\$6,950	\$10,353	\$11,948
60x216*	4	1GGP716-	\$5,748	\$5,801	\$5,731	\$8,462	\$13,757	\$15,665
60x240*	4	1GGP740-	\$5,756	\$5,821	\$5,747	\$8,622	\$14,009	\$16,201
60x288*	4	1GGP788-	\$6,198	\$6,322	\$6,256	\$9,764	\$14,637	\$16,810

*Indicates multiple piece top

End Panel Options
(all options per base)

Wood Accent Up Charge\$250

Wire Management Cut Out\$175

Edge Options

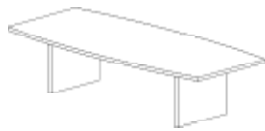
Flat T-Mold (-T10)	Bumper T-Mold (-T14)	Bullnose T-Mold (-T35)	Flat 3mm PVC (-T33)	Laminate Self Edge (-T13)	Veneer Self Edge (-V13)	
Beveled Wood Edge 1-1/4" x 1-1/4" (-T63-BV) 2" x 1-1/4" (-T64-BV) 2" x 1-3/4" (-T65-BV)	Bullnose Wood Edge 1-1/4" x 1-1/4" (-T63-BN) 2" x 1-1/4" (-T64-BN) 2" x 1-3/4" (-T65-BN)	Knife Wood Edge 1-1/4" x 1-1/4" (-T63-KN) 2" x 1-1/4" (-T64-KN) 2" x 1-3/4" (-T65-KN)	Ogee Wood Edge 1-1/4" x 1-1/4" (-T63-OG) 2" x 1-1/4" (-T64-OG) 2" x 1-3/4" (-T65-OG)	Reeded Wood Edge 1-1/4" x 1-1/4" (-T63-RD) 2" x 1-1/4" (-T64-RD) 2" x 1-3/4" (-T65-RD)	Square Wood Edge 1-1/4" x 1-1/4" (-T63-SQ) 2" x 1-1/4" (-T64-SQ) 2" x 1-3/4" (-T65-SQ)	Waterfall Wood Edge 1-1/4" x 1-1/4" (-T63-WF) 2" x 1-1/4" (-T64-WF) 2" x 1-3/4" (-T65-WF)

Extras

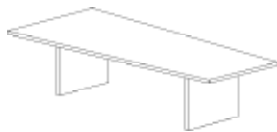
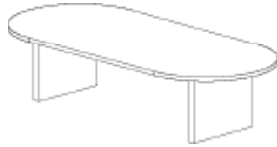
- Metal insert...\$50
- Table locks ..\$116
- Custom cut out....\$210
- Grommets\$60
- Self-adjusting glides\$40
- Undertable Wire management\$75
- Vertical Wire management\$25

Geometry End Panel Collection

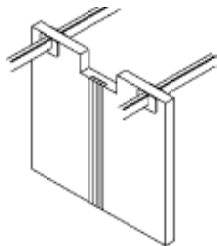
End Panel base, Boat Shape Top



Racetrack and Telewedge tops are available for the same price as boat tops. Replace "A" in model code with either "O" for racetrack or "S" for telewedge.



End Panel Base Options



Wire Management

Size	Bases	Model code	LAMINATE				VENEER	
			T-mold (-LTM)	Self edge (-LSE)	3mm PVC (-LVE)	1-1/4" x 1-1/4" Wood edges (-LWE1)	Self edge (-VSE)	1-1/4" x 1-1/4" Wood edges (-VWE1)
30x60	2	1GGA360-	\$1,726	\$1,958	\$1,938	\$2,732	\$3,995	\$4,735
30x72	2	1GGA372-	\$1,772	\$2,001	\$1,985	\$2,833	\$4,062	\$4,820
30x84	2	1GGA384-	\$1,860	\$2,112	\$2,072	\$2,982	\$4,152	\$4,934
30x96	2	1GGA396-	\$1,864	\$2,132	\$2,081	\$3,033	\$4,195	\$4,992
30x120	2	1GGA320-	\$1,955	\$2,199	\$2,176	\$3,233	\$5,203	\$6,009
36x42	2	1GGA442-	\$1,714	\$1,960	\$1,921	\$2,626	\$3,750	\$4,631
36x48	2	1GGA448-	\$1,727	\$1,980	\$1,936	\$2,717	\$3,777	\$4,470
36x54	2	1GGA454-	\$1,781	\$2,015	\$1,990	\$2,808	\$4,045	\$4,794
36x60	2	1GGA460-	\$1,783	\$2,035	\$1,994	\$2,837	\$4,070	\$4,824
36x72	2	1GGA472-	\$1,840	\$2,069	\$2,052	\$2,957	\$4,149	\$4,928
36x84	2	1GGA484-	\$1,950	\$2,203	\$2,160	\$3,139	\$4,260	\$5,066
36x96	2	1GGA496-	\$1,954	\$2,223	\$2,168	\$3,195	\$4,308	\$5,130
36x120	2	1GGA420-	\$2,068	\$2,312	\$2,284	\$3,434	\$5,563	\$7,070
42x60	2	1GGA560-	\$1,856	\$2,087	\$2,064	\$2,960	\$4,137	\$4,910
42x72	2	1GGA572-	\$1,927	\$2,156	\$2,136	\$3,104	\$4,229	\$5,027
42x84	2	1GGA584-	\$2,065	\$2,712	\$2,270	\$3,326	\$4,360	\$5,189
42x96	2	1GGA596-	\$2,069	\$2,319	\$2,278	\$3,389	\$4,414	\$5,258
48x60	2	1GGA660-	\$1,858	\$2,087	\$2,068	\$3,001	\$4,172	\$4,956
48x72	2	1GGA672-	\$1,929	\$2,156	\$2,140	\$3,139	\$4,269	\$5,066
48x84	2	1GGA684-	\$2,067	\$2,319	\$2,274	\$3,367	\$4,445	\$5,280
48x96	2	1GGA696-	\$2,095	\$2,339	\$2,282	\$3,436	\$4,504	\$5,358
48x108	2	1GGA608-	\$2,209	\$2,457	\$2,417	\$3,663	\$5,856	\$6,870
48x120	2	1GGA620-	\$2,213	\$2,477	\$2,425	\$3,732	\$5,915	\$6,945
48x144*	3	1GGA644-	\$2,591	\$2,843	\$2,794	\$4,026	\$7,781	\$9,626
48x168*	3	1GGA668-	\$2,595	\$2,863	\$2,803	\$4,108	\$8,052	\$9,986
48x192*	3	1GGA692-	\$3,600	\$4,015	\$3,941	\$6,234	\$8,170	\$10,141
48x216*	4	1GGA616-	\$4,637	\$5,051	\$4,925	\$7,449	\$10,721	\$12,915
48x240*	4	1GGA640-	\$4,644	\$5,076	\$4,987	\$7,585	\$10,839	\$13,066
48x288*	4	1GGA688-	\$4,961	\$5,477	\$5,387	\$8,991	\$11,658	\$14,476
60x84	2	1GGA784-	\$2,591	\$2,843	\$2,794	\$4,026	\$5,883	\$6,867
60x96	2	1GGA796-	\$2,595	\$2,843	\$2,803	\$4,108	\$6,002	\$7,014
60x108	2	1GGA708-	\$2,767	\$3,016	\$2,969	\$4,387	\$7,649	\$8,881
60x120	2	1GGA720-	\$2,770	\$3,016	\$2,977	\$4,466	\$7,721	\$8,969
60x144*	3	1GGA744-	\$4,101	\$4,500	\$4,432	\$6,620	\$10,029	\$12,094
60x168*	3	1GGA768-	\$4,444	\$4,870	\$4,764	\$7,201	\$10,353	\$12,527
60x192*	3	1GGA792-	\$4,452	\$4,870	\$4,781	\$7,363	\$10,492	\$12,707
60x216*	4	1GGA716-	\$5,748	\$6,168	\$6,066	\$8,865	\$13,895	\$16,424
60x240*	4	1GGA740-	\$5,756	\$6,168	\$6,082	\$9,025	\$14,044	\$16,603
60x288*	4	1GGA788-	\$6,140	\$6,638	\$6,545	\$10,558	\$14,937	\$18,158






*Indicates multiple piece top

End Panel Options
(all options per base)

Wood Accent Up Charge\$250

Wire Management Cut Out\$175

Work Surface Material Options

<p>Thermofoil</p>  <p>Same Price as T-Mold Add \$180 list per order for boat, racetrack & telewedge tops</p>	<p>Marmoleum</p>  <p>Add \$11 list per square foot to Laminate Pricing</p>	<p>Lightweight</p>  <p>Add \$14 list per square foot</p>	<p>Bamboo</p>  <p>See page 95 for pricing</p>	<p>Cambria</p>  <p>Add \$165 list per square foot to 3mm Laminate Pricing</p>
--	--	--	---	--

Extras

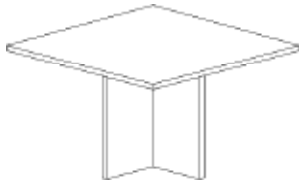
Metal insert...\$50
Table locks ..\$116
Custom cut out....\$210 Grommets\$60

Self-adjusting glides\$40
Undertable Wire management\$75
Vertical Wire management\$25

Geometry End Panel Collection

Cross base, Square Top

Conference Tables

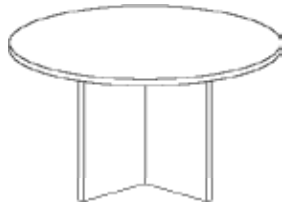


Size	Bases	Model code	LAMINATE				VENEER	
			T-mold (-LTM)	Self edge (-LSE)	3mm PVC (-LVE)	1-1/4" x 1-1/4" Wood edges (-LWE1)	Self edge (-VSE)	1-1/4" x 1-1/4" Wood edges (-VWE1)
			36x36	1	1GCR936-	\$1,116	\$1,159	\$1,153
42x42	1	1GCR942-	\$1,243	\$1,271	\$1,265	\$2,014	\$2,230	\$2,882
48x48	1	1GCR948-	\$1,335	\$1,360	\$1,363	\$2,170	\$2,358	\$3,027

Cross Base Options
(all options per base)

Wood Accent Up Charge\$250

Cross base, Round Top



Size	Bases	Model code	LAMINATE				VENEER	
			T-mold (-LTM)	Self edge (-LSE)	3mm PVC (-LVE)	1-1/4" x 1-1/4" Wood edges (-LWE1)	Self edge (-VSE)	1-1/4" x 1-1/4" Wood edges (-VWE1)
			36	1	1GCR936-	\$937	\$1,177	\$1,145
42	1	1GCR942-	\$1,122	\$1,362	\$1,328	\$2,118	\$2,194	\$2,824
48	1	1GCR948-	\$1,214	\$1,451	\$1,423	\$2,271	\$2,386	\$3,035
54	1	1GCR954-	\$1,381	\$1,620	\$1,585	\$2,534	\$3,016	\$3,777
60	1	1GCR960-	\$1,473	\$1,709	\$1,680	\$2,701	\$3,150	\$3,936

Cross Base Options
(all options per base)

Wood Accent Up Charge\$250

Edge Options

Flat T-Mold (-T10)	Bumper T-Mold (-T14)	Bullnose T-Mold (-T35)	Flat 3mm PVC (-T33)	Laminate Self Edge (-T13)	Veneer Self Edge (-V13)	
Beveled Wood Edge 1-1/4" x 1-1/4" (-T63-BV) 2" x 1-1/4" (-T64-BV) 2" x 1-3/4" (-T65-BV)	Bullnose Wood Edge 1-1/4" x 1-1/4" (-T63-BN) 2" x 1-1/4" (-T64-BN) 2" x 1-3/4" (-T65-BN)	Knife Wood Edge 1-1/4" x 1-1/4" (-T63-KN) 2" x 1-1/4" (-T64-KN) 2" x 1-3/4" (-T65-KN)	Ogee Wood Edge 1-1/4" x 1-1/4" (-T63-OG) 2" x 1-1/4" (-T64-OG) 2" x 1-3/4" (-T65-OG)	Reeded Wood Edge 1-1/4" x 1-1/4" (-T63-RD) 2" x 1-1/4" (-T64-RD) 2" x 1-3/4" (-T65-RD)	Square Wood Edge 1-1/4" x 1-1/4" (-T63-SQ) 2" x 1-1/4" (-T64-SQ) 2" x 1-3/4" (-T65-SQ)	Waterfall Wood Edge 1-1/4" x 1-1/4" (-T63-WF) 2" x 1-1/4" (-T64-WF) 2" x 1-3/4" (-T65-WF)

Extras

- Metal insert...\$50
- Table locks ..\$116
- Custom cut out....\$210
- Grommets\$60
- Self-adjusting glides\$40
- Undertable Wire management\$75
- Vertical Wire management\$25